

**MEETING MINUTES
CARROLL COUNTY PUBLIC SERVICE AUTHORITY
MARCH 09, 2020
CARROLL COUNTY GOVERNMENTAL CENTER
BOARD MEETING ROOM
HILLSVILLE, VA
PAGE 1**

CALL TO ORDER

The Carroll County Public Service Authority held their meeting on Monday, March 9, 2020 at 3:00 p.m. in the Carroll County Governmental Center Board Meeting Room. Members present included: Doug Winesett, Chairman, Robbie McCraw, Vice-Chairman, Phillip McCraw, Garry Jessup, and Tracy Moore, and Dr. Littrell. Also present were Interim Director, Dana Phillips, and Secretary/Treasurer, Debra Frost.

Citizens Time

No one present

(ORDER)

APPROVAL OF CONSENT AGENDA

Upon a motion by Mr. Robbie McCraw, seconded by Mr. Doug Winesett, and duly carried the Authority does hereby approve the consent agenda, sections A and C. The February 10, 2020 minutes were also approved, they are on file in the PSA office. Claims are as follows:

Claims

Checks #23916-23940 Claims Feb 21, 2020 in amount of \$40,216.10

Checks #23941-23963 Claims March 4, 2020 in amount of \$117,716.23

Transfer for Claims

CCPSA to Operating - Feb 21, 2020 - \$40,216.10

CCPSA to Operating - March 9, 2020 - \$117,716.23

Transfer to Reserves

CCPSA to O & M Reserve - \$5,000.00

CCPSA to Short Lived Asset - \$5,000.00

**MEETING MINUTES
CARROLL COUNTY PUBLIC SERVICE AUTHORITY
MARCH 9, 2020
CARROLL COUNTY GOVERNMENTAL CENTER
BOARD MEETING ROOM
HILLSVILLE, VA
PAGE 2**

New Business

Mr. Robbie McCraw: I would like to see us start showing on our time sheets, that the guys are using out in the field I would like to see their time broke out. Where they are at, maybe do like a list of materials that they use, on each thing that they use and to track the actual cost of what is going on. Maybe if they use any equipment the hours on the equipment before and after that way, we can track that. If you need something as a sample, I have a sample. I bet Tracy has something along that line too.

Mr. Tracy Moore: We do.

Mrs. Dana Phillips: Currently Shane, Scotty and John daily email what they did that day. That has whoever was helping them or assisting them. They do not always put the time, how long it takes them to do each item. We can certainly do something like that. But use a different sheet besides a time sheet to keep it clean, if that's what you would like.

Mr. Robbie McCraw: I think that would be the appropriate thing to do to keep a better track on what it is costing on items. I can send you something so you can see what will work the best.

Mrs. Dana Phillips: OK if you all will send that to me. We will get that started.

Project Up-Dates

Mrs. Dana Phillips: This week we had about three meters come in to be set. So even though our connection cost has gone up we are still setting several meters each week. I think you all saw the letter from Mount Rodgers Planning District Commission. We had a grant for the Cana well improvements. This ran out at the end of June this past year June 30th, 2019. We do not have all our grant funds expended. We were still waiting on the Lane Group for their estimate for what it would cost to get well #8 filtration system up and going. Basically, we were working on the wells. If we could get the wells up and running and updating them some and the filtration system up and running. Right now, we are not able to use #8 that much because it is silty. But we got the letter from Brian Reed and they will be pulling that money back because we did not complete it by June 30, 2019. Part of what was there was a \$100,000.00 match that went along with that. And we were not going to be able to get those funds from the county either. So, at this time we have spent \$28,000.00 in the grant and we must show for that amount. So, when we get the price back from the Lane Group, we will see what that looks like. I have no idea what it will be. I know that the building will have to be expanded in order to hold the filtration

**MEETING MINUTES
CARROLL COUNTY PUBLIC SERVICE AUTHORITY
MARCH 9, 2020
CARROLL COUNTY GOVERNMENTAL CENTER
BOARD MEETING ROOM
HILLSVILLE, VA
PAGE 3**

system. So, we will re-address that, at that time. We can go back and re-apply. But we would still have to have the match of the grant. So, when we get to the point that we have the bid in for the improvements we will see how you all feel about it and go from there. In the past they were able to set the money aside and go ahead and use the grant money in a different year but that as changed with the Governor. Do you have any questions? I won't go over the PSA general updates, but we did meet with, we are currently in a contract with a tank company. It is called Suez. Originally when we got into this agreement with them, they were Caldwell and the agreement is up in 2021. So, to refresh ourselves we had a meeting Scotty, John and myself and them they will be getting back to us at the tank at Lynnhaven that is the one that looks so bad on 221 and see if we can get that on this years contract for this year. What was wrong with that one and the reason they had not worked on it was there is a valve that has a problem underneath the tank. He is going to see if that is part of the contract and get back with is.

Mr. Tracy Moore: That valve don't even cut that tank off does it?

Mrs. Dana Phillips: It is broken. But he thought that he is the gentlemen that was originally with Caldwell, when we went into the contract with Caldwell. So, he was going to check and see if that would be part of the maintenance. So, we are hoping it will be and we can get that taken care of this year. As soon as we get that report back from him, we will have that to you all. Do you all have any questions? If not, thank you.

PSA Update:

The PSA has approximately 200 miles of water lines, 50 miles of gravity sewer lines, 25 miles of force main sewer line, 795 fire hydrants, 12 sewer pump stations, 12 water storage tanks, several wells and several water booster pump stations. The PSA's Water systems are as follows: Cana, Exit 1, Fancy Gap, Regional, Tower Road and Hillcrest Estates. The PSA's Sewer systems are as follows: Fancy Gap, Woodlawn, Gladeville/Cranberry, Hillsville and Loves. All of this is operated and maintained with a staff of 13 people.

- Total of 73 work orders in February (check pressure, check for leak, turn-off, turn-on, etc.)
- Construction items completed –
 - Feb. 3-Took down fire hydrant Gardner Mill, Fixed Fire hydrants on Double Cabin, B & B Tire (dug out) and 100 Cottonwood, Work Orders & Markings, Boggs installed #2 Pump at Pleasantview

**MEETING MINUTES
CARROLL COUNTY PUBLIC SERVICE AUTHORITY
MARCH 9, 2020
CARROLL COUNTY GOVERNMENTAL CENTER
BOARD MEETING ROOM
HILLSVILLE, VA
PAGE 4**

- Feb. 4-Removed meter 179 Sunset, set meter 13702 Fancy Gap Hwy, work orders/Markings (Seeded and Strawing)
- Feb. 5-Work orders/markings
- Feb. 6-Work orders/markings
- Feb.7-Work orders/markings
- Feb. 10-Ted Snow Sewer, Work orders/markings
- Feb. 11-Turn off day (62 Turn offs)
- Feb. 12- Turn on's, work orders/markings
- Feb. 13- Read Meters (all day)/markings
- Feb. 14- Read Meters, pumped out Motel-6 meter, got reading, pumped out Carroll House meter/got reading/ Re-reads
- Feb. 18- Moved equipment to Twin Forks/Markings/Word Orders
- Feb. 19- Gravity Sewer bore Twin Forks/Markings
- Feb. 20- Made Sewer Connections Twin Forks/Markings/Re-Reads
- Feb. 24-Markings/Work Orders
- Feb. 25-Markings/Work Orders
- Feb. 26- Finished Bore & Connection
- Feb. 27-Markings/Work Orders
- Feb. 28-Markings/Work Orders
- Miss Utility Markings (2 emergency, 53 water and 24 sewer tickets)

- Maintenance items completed-
 - Read Meters
 - Work Orders
 - Re-reads, turn offs/turn on's
 - Regular pump station maintenance
 - Removed/rebuilt vacuum pump at Senior Road Pump Station
 - No other maintenance was done or items for maintenance were purchased to his knowledge. SQ

- Operations items completed-
 - Routine water flushing

MEETING MINUTES
CARROLL COUNTY PUBLIC SERVICE AUTHORITY
MARCH 9, 2020
CARROLL COUNTY GOVERNMENTAL CENTER
BOARD MEETING ROOM
HILLSVILLE, VA
PAGE 5

- Daily – sewer plant at Loves, check chemicals in water systems, wells, tanks, sewer pump stations, customer service, etc.
- Repairs at WWTP at Loves

- Office items completed-
 - Daily-customer service, deposits, review of payments, bills, invoices, scan checks, balance bank statements, close-out, etc.
 - Monthly-meter reading (office staff and field staff), print bills, print late-bills, prepare cut-off list, close-out, balance bank statements, etc.
 - Rate study-continue
 - Researching new cloud-based billing software

Old Business

Mr. Garry Jessup: Bob Armstrong did you ever get with him?

Mr. Doug Winesett: No Sir I have not had an opportunity too. If you would just have him call me.

Mr. Garry Jessup: I did.

Mrs. Dana Phillips: He came in and paid his connection fee.

Mr. Garry Jessup: He still wants to talk to you.

Mr. Doug Winesett: Okay I'll talk to most anybody as long as they don't have a ball bat. One thing I would like to touch on a little Dana is as everybody knows we have 5 of our members of the BOS here with us today, 3 of them currently sitting also on this board. There are couple items all the different departments, excuse me there is 6 (members) here. One of the situations we have got in over the years is we have some pieces of equipment that were bought several years ago we have a large tandem dump truck. As for the PSA's purposes we don't use it very much. But other departments do. I was told it was bought with grant money so we cannot dispose of it. I think we need Cellell monitoring the hours on it and spread the cost of maintenance out on it. And, we have a backhoe, that spent most of its time over at the land fill. Is that correct? And we also have a track hoe. Is that correct, we do? It is my perception that some of the other county's entities use these for their purposes. They should record the

**MEETING MINUTES
CARROLL COUNTY PUBLIC SERVICE AUTHORITY
MARCH 9, 2020
CARROLL COUNTY GOVERNMENTAL CENTER
BOARD MEETING ROOM
HILLSVILLE, VA
PAGE 6**

hours. I don't know what is y'all thoughts are? Should the PSA be compensated? I think we should at least share the maintenance. I'm am just thinking out loud.

Mr. Cellell Dalton: I can answer that. My thought is we need to set an hourly rate with an operator. I don't know if we are providing the operator or not. That should be the compensation. VDOT has an hourly book for rates. I think that can be part of the deal. I have told Dana before Carroll is an awful nice place at the end of the day bookkeeping in my world is at the end of the day somebody pay for it. There needs to be process or method out there, that I can't give away what the PSA has. I told you that. This has been done in the past. There needs to be a process. Some sort of paperwork or retribution. To be compensated for the vehicles somehow both ways.

Mr. Robbie McCraw: Do we just not use the backhoe? Do our guys not use it?

Mr. Doug Winesett: Robbie, basically now we are down personnel wise to where we are not really doing much construction. What I see it is repairs, maintenance and setting meters. And the small excavator.

Mr. Garry Jessup: Are we talking about the backhoe, the little backhoe for the track hoe?

Mr. Doug Winesett: Well we have a little excavator that we can haul behind a small truck that we use normally. And then we have a larger backhoe that stays mainly over at the land fill. And we also have a 311-track hoe, a large tandem dump truck and trailer. If we could have a motion to pursue setting rates on the pieces of equipment where the other county entities is concerned.

Mrs. Tracy Moore: I have a question. I was always under the understanding the excavators were bought partly like half from the county maintenance.

Mrs. Dana Phillips: I do not know I can't answer that. The dump truck was bought from the grant money from the Woodlawn sewer project. Of course, the mini and the sewer jetter all was from grant.

Mr. Tracy Moore: I just always heard that. I just wanted to clarify on that.

Mr. Doug Winesett: I guess we need to go back and investigate. I think it'd be fair that we do make a motion to pursue it.

Mr. Tracy Moore: I just want to make sure.

Mr. Garry Jessup: Can we table it until next meeting.

**MEETING MINUTES
CARROLL COUNTY PUBLIC SERVICE AUTHORITY
MARCH 9, 2020
CARROLL COUNTY GOVERNMENTAL CENTER
BOARD MEETING ROOM
HILLSVILLE, VA
PAGE 7**

Mrs. Doug Winesett: Can you look back on the records and see Dana? Anyone else?

Mr. Tracy Moore: I just always heard that. I just wanted to clarify on that.

Mr. Doug Winesett: I guess we need to go back and investigate. I think it is fair that we do make a motion to pursue it.

Mr. Tracy Moore: I just want to make sure.

Mr. Garry Jessup: Can we table it until next meeting.

Mrs. Doug Winesett: Can you look back on the records and see Dana? Anyone else?

(ORDER)

CLOSED MEETING-PURSUANT TO VA CODE SECTION 2.2-3711 A (7) CONSULTATION WITH LEGAL COUNSEL

Upon a motion by Mr. Robbie McCraw, seconded by Mr. Jessup and duly carried by the Authority does hereby enter closed meeting at 3:19 p.m. until 4:09 p.m. for the discussion of VA code 2.2-3711 A (7) Consultation with county Attorney

(ORDER)

Upon a motion by Mr. Jessup, seconded by Mr. Phillip McCraw and duly carried by the Authority does hereby convent out of closed meeting.

Whereas the Authority has convened a Closed Meeting on this date pursuant to an affirmative recorded vote on the motion to close in accordance with Virginia Freedom of Information Act.

(ORDER)

Upon a motion by Mr. Robbie McCraw, seconded by Mr. Moore, and duly certified the PSA Authority does certify the Closed Meeting as followings

**MEETING MINUTES
CARROLL COUNTY PUBLIC SERVICE AUTHORITY
MARCH 9, 2020
CARROLL COUNTY GOVERNMENTAL CENTER
BOARD MEETING ROOM
HILLSVILLE, VA
PAGE 8**

CERTIFICATION OF CLOSED MEETING

Therefore, be it resolved that the Authority certifies that to the best of each members knowledge (1) only public business lawfully exempt from open requirements by Virginia law were discussed in the Closed Meeting in which the certification as identified in this motion concerning the closed meeting were heard or considered by the Authority certification resolution applies and (1.1) only such public matters as were identified in the motion concerning the Closed Meeting were heard, or considered by the Authority.

(ORDER)

WOODLAWN APARTMENT PROJECT

Upon a motion by Mr. Robbie McCraw, seconded by Mr. Doug Winesett, and duly carried the Authority does hereby waive the connection fees for the Woodlawn apartments projects, and propose that they provide the labor and material to install the connections per our specification and per our inspection.

AUTHORITY MEMBER'S TIME

Mr. Gary Jessup: What did y'all find on the financial committee Tracy and Robbie ? Y'all were on the committee to come up with refinancing or part of that.

Mr. Robbie McCraw: We have not discussed that yet with Mr. Dalton. He was going to get that information together and give it to us. We did meet with Dana on the budget. But we have not come up with a resolution to bring toward you all yet on refinancing.

Mr. Garry Jessup: Rates what are we going to do about that? There is no way that it will operate the way it is operating right now.

Mr. Doug Winesett: Dana would you like to address that?

Mrs. Dana Phillips: We are currently looking at the rates on all the exits and we are compiling our information for those exits and expenses for each exit.

**MEETING MINUTES
CARROLL COUNTY PUBLIC SERVICE AUTHORITY
MARCH 9, 2020
CARROLL COUNTY GOVERNMENTAL CENTER
BOARD MEETING ROOM
HILLSVILLE, VA
PAGE 9**

Mr. Gary Jessup: Is that what this was?

Mr. Dana Phillips: That was a proposed budget I sent to all the PSA members. That is a budget that was prepared before we had the cuts that we knew we were going to have. The first section is what it had always been in the past. Where we the Board had paid the New River Regional Water debt service and where we had the EDA availability fee in there. Then you have one budget that has the proposed change at New River Valley Regional Water the rate would change that is also in there. The other proposed budget is if we did not have the IDA or EDA agreements. So that is just a proposed budget that we have been working on.

Mr. Garry Jessup: We will have to establish a rate before this right?

Mrs. Dana Phillips: Yes, and we did have a meeting with Corbin Stone he is from Robinson, Farmer and Cox. He is going to get us a proposal back on doing a rate study for different areas of the county. We have not got those proposals back yet.

Mr. Phillip McCraw: I would like to thank them for being here with us this afternoon, the ladies for the work they do. And the board for the concern they have for doing the right thing. It is decision making, some of it will not be popular but I think it will be each one of us willing to do the right thing for the county and the people and I appreciate that.

Mr. Doug Winesett: Phillip that was well said, that's pretty much my feelings. I think theoretically we are headed in the same direction. Perhaps Joe you can give more insight that we are all in this together. And we will all hopefully work our way out of it together.

Mr. Robbie McCraw: I don't really have anything. I just appreciate what everyone's doing and hope we can continue to move forward.

Dr. Littrell: I don't really have anything either. I think we had a good meeting with good information, let's just keep moving forward.

Mr. Tracy Moore: Thank you to everyone for coming out. I do have a couple questions. On the grant that is repaid can we use the hourly labor and stuff as part of the match for that grant down there in Cana?

Mrs. Dana Phillips: Not that I am aware of.

**MEETING MINUTES
CARROLL COUNTY PUBLIC SERVICE AUTHORITY
MARCH 9, 2020
CARROLL COUNTY GOVERNMENTAL CENTER
BOARD MEETING ROOM
HILLSVILLE, VA
PAGE 10**

Mr. Tracy Moore: I know you wasn't able to meet with the board on the budget and all, is that going to be anytime soon? Do you have something scheduled with Cellell or something to go over?

Mrs. Dana Phillips: I guess that would be a question maybe Cellell can answer. I did copy him on the email that was sent to all of you all. And I would be glad to send it to Rex and Joe also. But if you want to meet that is fine.

Mr. Tracy Moore: I was just curious where we were at with it.

Mrs. Dana Phillips: Whatever the Boards or the BOS pleasure would be. I got sick on y'all after I left that night so. I hope I didn't get y'all sick.

Mr. Tracy Moore: It was Robbie.

Mr. Garry Jessup: Really, we can't do nothing about that until we establish a rate right for our budget?

Mrs. Dana Phillips: Rates will have to change to balance the budget, yes. But I do have those proposed budgets, and everyone is welcome to look at them. I'll be glad to meet with whoever wants to meet.

Mr. Tracy Moore: If it is something that Robbie and I need to meet with Cellell, as part of the financial we can. Whatever.

Mr. Robbie McCraw: Probably moving forward with the rates is going to be the primary thing.

Mr. Tracy Moore: That's all I got, thank you all for all that you do.

Mr. Doug Winesett: Anything else?

Mr. Cellell Dalton: If the finance board wants to be here, I have been talking to the health department about a free rate study out there. The health department has money, it seems that they will help fund a rate analyst for the PSA and hopefully we will know sometime this afternoon if she can be here Monday afternoon.

Mr. Tracy Moore: Thank you Cellell for all you do to help us too.

MEETING MINUTES
CARROLL COUNTY PUBLIC SERVICE AUTHORITY
MARCH 9, 2020
CARROLL COUNTY GOVERNMENTAL CENTER
BOARD MEETING ROOM
HILLSVILLE, VA
PAGE 11

(ORDER)

ADJOURNMENT

Upon a motion by Mr. Winesett, seconded by Mr. Robby McCraw, and duly carried the Authority does hereby adjourn at 4:16 pm until their next regularly scheduled meeting on April. 13, 2020 at 3:00 pm at the Carroll County Government Center.

Mr. Doug Winesett, Chairman

Debra Frost, Secretary/Treasurer

Dana Phillips, Interim Director

CARROLL COUNTY PUBLIC SERVICE AUTHORITY
Final Check Register

Date : 3/17/2020 9:40:07 AM

User Name : DANA

Fund	Trans. #	Due Date	Invoice #	Description	PO Number	Amount
Check Number : 23964		Check Date : 3/17/2020				
Vendor : 719		1 POINT COMMUNICATIONS				
200	42597	3/17/2020	20004200225	ETHERNET MONTHLY CHARGES		350.00

Invoice Amount : 350.00 Discount Amount : 0.00 Check Amount : 350.00

Check Number : 23965		Check Date : 3/17/2020				
Vendor : 879		ADVANCE AUTO PARTS				
300	42550	3/30/2020	2117006266283	EXTENDED LIFE BLADES	154457	12.34

Invoice Amount : 12.34 Discount Amount : 0.00 Check Amount : 12.34

Check Number : 23966		Check Date : 3/17/2020				
Vendor : 237		APPALACHIAN NATURAL GAS DISTRIBUTION COMPANY				
200	42604	3/30/2020	0791-00601-001	NATURAL GAS 1/30-2/27 2020		164.28

Invoice Amount : 164.28 Discount Amount : 0.00 Check Amount : 164.28

Check Number : 23967		Check Date : 3/17/2020				
Vendor : 110		APPALACHIAN POWER				
300	42551	3/24/2020	024-847-990-0-85758	CARROLLTON PIKE FADDIS HI		857.47
200	42552	3/24/2020	029-977-971-0-1	CARROLL COUNTY WELL #3		93.30
200	42553	3/23/2020	025-709-501-0-12671	PLEASANTVIEW ROAD		3,294.93
300	42554	3/23/2020	026-795-896-0-23104	AIRPORT SEWER PUMP STA1		216.13
200	42555	3/23/2020	022-750-165-0-55031	COULSON CHURCH RD WATE		31.31
200	42556	3/23/2020	027-477-104-0-45035	COULSON CHURCH ROAD WE		205.10
200	42557	3/25/2020	027-413-643-0-7238	BEAMERS KNOB ROAD		15.29
200	42558	3/23/2020	027-578-441-0-1385	SPRINWILLOW DRIVE		153.04
200	42559	3/25/2020	029-481-488-1-824	BLACKBERRY LANE PUMP HOU		110.22
300	42560	3/25/2020	023-801-356-0-4558	SENION ROAD SEWER PUMP S		11.23
200	42561	3/24/2020	025-013-471-0-4	WOODLAWN WELL #4		9.12
200	42562	3/25/2020	020-684-695-0-7467	STORE HILL ROAD PLEASANTV		1,205.90
200	42563	3/25/2020	020-285-611-2-0512	COUNTRY CLUB LANE		57.95
200	42564	3/25/2020	022-109-332-0-2	WILSON WELL #2		243.44
200	42565	3/25/2020	024-940-432-0-7	SUMMER WELL #1		85.96
200	42566	3/25/2020	025-209-332-0-7	WILSON WELL #1		9.12
300	42599	3/18/2020	029-770-294-1-88103	FANCY GAP HWY SEWER PUM		13.87
200	42601	3/30/2020	024-041-215-0-7139	OAK RIDGE ROAD WATER PUM		295.70
200	42602	3/30/2020	020-644-274-0-0163	DEER RIDGE ROAD PUMP HOU		29.40
200	42605	3/31/2020	025-608-188-0-5227	IRON RIDGE ROAD		45.78
300	42606	3/30/2020	029-780-128-0-13121	GLENDALE ROAD SEWER PUM		818.33

Invoice Amount : 7,802.59 Discount Amount : 0.00 Check Amount : 7,802.59

Check Number : 23968		Check Date : 3/17/2020				
Vendor : 506		B & B TIRE SERVICE, INC.				
200	42567	3/30/2020	59536	INSIDE REPAIR		10.00
200	42568	3/30/2020	59545	COUNTERACT, LT 235/BOR17E TIRE	154464	1,082.00

Invoice Amount : 1,092.00 Discount Amount : 0.00 Check Amount : 1,092.00

Check Number : 23969		Check Date : 3/17/2020				
Vendor : 863		CARROLL-GRAYSON-GALAX SWA				
200	42569	3/30/2020	00305862	MUNICIPAL WASTE		0.55

CARROLL COUNTY PUBLIC SERVICE AUTHORITY
Final Check Register

Date : 3/17/2020 9:40:07 AM

User Name : DANA

Fund	Trans. #	Due Date	Invoice #	Description	PO Number	Amount
300	42570	3/30/2020	00307161	MUNICIPAL WASTE BAR SCREEN S		2.20
Invoice Amount	: 2.75	Discount Amount	: 0.00	Check Amount	: 2.75	
Check Number	: 23970	Check Date	: 3/17/2020			
Vendor	: 121	CENTURYLINK				
200	42607	3/30/2020	310220052	WATER PHONE		53.18
Invoice Amount	: 53.18	Discount Amount	: 0.00	Check Amount	: 53.18	
Check Number	: 23971	Check Date	: 3/17/2020			
Vendor	: 1291	CITY OF MT AIRY				
200	42571	3/10/2020	28429-26326	WATER PURCHASED FROM CITY O		438.19
Invoice Amount	: 438.19	Discount Amount	: 0.00	Check Amount	: 438.19	
Check Number	: 23972	Check Date	: 3/17/2020			
Vendor	: 692	COMMONWEALTH ENGINEERING & SALES INC				
300	42572	3/28/2020	35509	DOUBLE BALANCED MECHANICAL	154455	1,604.62
Invoice Amount	: 1,604.62	Discount Amount	: 0.00	Check Amount	: 1,604.62	
Check Number	: 23973	Check Date	: 3/17/2020			
Vendor	: 291	CORE & MAIN				
200	42573	3/30/2020	L965840	OMNI REGISTERS		698.40
200	42574	3/30/2020	L989250	REGITERS, HEAVY HEX, HEAD BOL	154456	1,009.45
Invoice Amount	: 1,707.85	Discount Amount	: 0.00	Check Amount	: 1,707.85	
Check Number	: 23974	Check Date	: 3/17/2020			
Vendor	: 259	F & M CONSTRUCTION CORPORATION				
200	42575	3/30/2020	035894	GRAVEL FOR WOODLAWN SCHOOL		155.98
Invoice Amount	: 155.98	Discount Amount	: 0.00	Check Amount	: 155.98	
Check Number	: 23975	Check Date	: 3/17/2020			
Vendor	: 162	FERGUSON ENTERPRISES, INC. #11 #75				
200	42576	3/30/2020	6251813	DIR READ REGISTER	637799	106.49
Invoice Amount	: 106.49	Discount Amount	: 0.00	Check Amount	: 106.49	
Check Number	: 23976	Check Date	: 3/17/2020			
Vendor	: 453	FLOWERS AUTO PARTS				
300	42577	3/30/2020	956284	NAPA QUART	154463	27.48
200	42578	3/30/2020	956433	BLOWER MOTOR ASSY	154461	90.49
Invoice Amount	: 117.97	Discount Amount	: 0.00	Check Amount	: 117.97	
Check Number	: 23977	Check Date	: 3/17/2020			
Vendor	: 797	HALL PROPANE				
200	42579	3/30/2020	14630	PROPANE FOR HALL TANK		94.27
Invoice Amount	: 94.27	Discount Amount	: 0.00	Check Amount	: 94.27	

CARROLL COUNTY PUBLIC SERVICE AUTHORITY
Final Check Register

Date : 3/17/2020 9:40:07 AM
User Name : DANA

Fund	Trans. #	Due Date	Invoice #	Description	PO Number	Amount
Invoice Amount		: 327.47	Discount Amount		: 0.00	Check Amount : 327.47
Check Number		: 23986	Check Date		: 3/17/2020	
Vendor		: 227	SANDS ANDERSON PC			
200	42598	3/30/2020	403895	GENERAL REPRESENTATION		792.00
Invoice Amount		: 792.00	Discount Amount		: 0.00	Check Amount : 792.00
Check Number		: 23987	Check Date		: 3/17/2020	
Vendor		: 154	SOUTHERN STATES			
200	42588	3/30/2020	1160976	MICE CONTROL AT PUMP STATION		21.99
Invoice Amount		: 21.99	Discount Amount		: 0.00	Check Amount : 21.99
Check Number		: 23988	Check Date		: 3/17/2020	
Vendor		: 479	SOUTHWEST SOILS & WATER			
200	42591	3/9/2020	204307	WATER TESTING		120.00
Invoice Amount		: 120.00	Discount Amount		: 0.00	Check Amount : 120.00
Check Number		: 23989	Check Date		: 3/17/2020	
Vendor		: 191	TREASURER OF CARROLL COUNTY			
200	42592	3/15/2020	043160	ELECTRICAL SERVICES FEBRUARY		84.76
200	42593	3/30/2020	043160	TELECOMMUNICATIONS FEBRUAR		74.72
200	42594	3/30/2020	043160	OFFICE SUPPLIES FEBRUARY 2020		220.26
Invoice Amount		: 379.74	Discount Amount		: 0.00	Check Amount : 379.74
Check Number		: 23990	Check Date		: 3/17/2020	
Vendor		: 284	ULINE			
200	42596	3/30/2020	34765051	EYEWASH STATIONS FOR WELLS / 154462		265.28
300	42596	3/30/2020	34765051	EYEWASH STATIONS FOR WELLS / 154462		265.27
Invoice Amount		: 530.55	Discount Amount		: 0.00	Check Amount : 530.55
Check Number		: 23991	Check Date		: 3/17/2020	
Vendor		: 120	UNITED STATES CELLULAR			
200	42595	3/30/2020	0360022860	TRACKING MONTHLY		194.55
200	42603	3/30/2020	0360436718	MONTHLY CELL BILLS		678.32
Invoice Amount		: 872.87	Discount Amount		: 0.00	Check Amount : 872.87

Total Number of Checks : 28
Largest Check Amount : 7,802.59
Total for all Checks Printed : 20,569.47

Summary

Fund	Amount
200 WATER	15,530.95
300 SEWER FUND	5,038.52

CARROLL COUNTY PUBLIC SERVICE AUTHORITY
Final Check Register

Date : 4/9/2020 9:32:57 AM

User Name : DEBBIE

Fund	Trans. #	Due Date	Invoice #	Description	PO Number	Amount
Check Number : 24013						
Check Date : 4/13/2020						
Vendor : 5170 ADREANA HINKLEY						
200	42750	4/30/2020	11004060	DEPOSIT REFUND		59.00
Invoice Amount : 59.00						
Discount Amount : 0.00						
Check Amount : 59.00						
Check Number : 24014						
Check Date : 4/13/2020						
Vendor : 110 APPALACHIAN POWER						
300	42708	4/21/2020	026-795-896-0-23104	AIRPORT ROAD SEWER PUMF		197.82
200	42709	4/21/2020	022-750-165-0-55031	COULSON CHURCH ROAD WA		29.84
200	42710	4/21/2020	027-477-104-0-45035	COULSON CHURCH RD WELL/		201.54
200	42711	4/22/2020	04012020	467 STORE HILL ROAD PLEASANTV		1,130.53
200	42712	4/21/2020	025-709-501-0-12671	PLEASANTVIEW ROAD		3,394.16
200	42713	4/22/2020	025-013-471-0-4	WOODLAWN WELL #4		9.12
200	42714	4/20/2020	026-257-871-0-1	FLOYD PIKE HWY 221 PUMP		9.21
200	42715	4/20/2020	021-667-878-0-0	CC WELL #9		51.22
200	42716	4/20/2020	027-524-859-0-0	CC WELL #4		9.12
200	42717	4/20/2020	021-328-190-0-02471	FLOYD PIKE PSA PUMP		83.23
Invoice Amount : 5,115.79						
Discount Amount : 0.00						
Check Amount : 5,115.79						
Check Number : 24015						
Check Date : 4/13/2020						
Vendor : 506 B & B TIRE SERVICE, INC.						
200	42718	5/5/2020	59595	LT264/70R17E, TIRE DISPOSAL FEE		259.00
200	42719	4/30/2020	59598	225/70R195G, TIRE DISPOSAL FEE	154478	996.00
Invoice Amount : 1,255.00						
Discount Amount : 0.00						
Check Amount : 1,255.00						
Check Number : 24016						
Check Date : 4/13/2020						
Vendor : 863 CARROLL-GRAYSON-GALAX SWA						
300	42720	5/5/2020	00311628	MUNICIPAL WASTE		3.85
Invoice Amount : 3.85						
Discount Amount : 0.00						
Check Amount : 3.85						
Check Number : 24017						
Check Date : 4/13/2020						
Vendor : 1291 CITY OF MT AIRY						
200	42721	4/13/2020	28429-26326	WATER PURCHASED FROM CITY O		637.49
Invoice Amount : 637.49						
Discount Amount : 0.00						
Check Amount : 637.49						
Check Number : 24018						
Check Date : 4/13/2020						
Vendor : 692 COMMONWEALTH ENGINEERING & SALES INC						
200	42722	4/13/2020	35636	FLOODED SUCTION PUMP SEAL, FI		414.61
Invoice Amount : 414.61						
Discount Amount : 0.00						
Check Amount : 414.61						
Check Number : 24019						
Check Date : 4/13/2020						
Vendor : 291 CORE & MAIN						
200	42734	4/30/2020	M148309	STOCK	154476	1,522.80
200	42735	4/30/2020	M144154	S/POINT M2 RADIO READ		3,915.00
200	42736	4/30/2020	M090952	OMNI 2 C2, 8WHL MFG S/N STOCK	154470	1,433.35
300	42737	4/30/2020	M128702	BULLET MTER BOX, TANDEM METE	154468	183.18

CARROLL COUNTY PUBLIC SERVICE AUTHORITY
Final Check Register

Date : 4/9/2020 9:32:57 AM

User Name : DEBBIE

Fund	Trans. #	Due Date	Invoice #	Description	PO Number	Amount
Invoice Amount : 7,054.33		Discount Amount : 0.00		Check Amount : 7,054.33		
Check Number	: 24020	Check Date		: 4/13/2020		
Vendor	: 5171	DELANA HENSLEY				
200	42751	4/30/2020	11100561	DEPOSIT REFUND		27.35
Invoice Amount : 27.35		Discount Amount : 0.00		Check Amount : 27.36		
Check Number	: 24021	Check Date		: 4/13/2020		
Vendor	: 408	F & F FARM AND AUTO				
200	42723	4/13/2020	036561	RIVERWALK		180.70
Invoice Amount : 180.70		Discount Amount : 0.00		Check Amount : 180.70		
Check Number	: 24022	Check Date		: 4/13/2020		
Vendor	: 162	FERGUSON ENTERPRISES, INC. #11 #75				
200	42738	4/30/2020	6426923	PVC GJ PIPE PETRA DRIVE	154472	441.00
Invoice Amount : 441.00		Discount Amount : 0.00		Check Amount : 441.00		
Check Number	: 24023	Check Date		: 4/13/2020		
Vendor	: 453	FLOWERS AUTO PARTS				
200	42724	4/13/2020	957604	HYDRAULIC FILTER/ROT T4, HEAVY	154474	56.53
Invoice Amount : 56.53		Discount Amount : 0.00		Check Amount : 56.53		
Check Number	: 24024	Check Date		: 4/13/2020		
Vendor	: 217	KEY PLUMBING				
300	42740	4/30/2020	2654	PUMP/HAUL EXIT #1		450.00
Invoice Amount : 450.00		Discount Amount : 0.00		Check Amount : 450.00		
Check Number	: 24025	Check Date		: 4/13/2020		
Vendor	: 167	LOWE'S COMPANY INC.				
300	42725	4/13/2020	24389	REEDSIDE SEWER REPAIRS		22.25
200	42726	4/13/2020	19397	STRAW BALE AND GRASS SEED R		105.18
Invoice Amount : 127.43		Discount Amount : 0.00		Check Amount : 127.43		
Check Number	: 24026	Check Date		: 4/13/2020		
Vendor	: 1436	NATIONAL BANK				
300	42730	4/30/2020	154475	DECK WHEELS FOR LAWNMOWER	154475	46.15
Invoice Amount : 46.15		Discount Amount : 0.00		Check Amount : 46.15		
Check Number	: 24027	Check Date		: 4/13/2020		
Vendor	: 5169	PHYLLIS ROBERTS				
200	42741	4/30/2020	11110396	DEPOSIT REFUND		41.92
Invoice Amount : 41.92		Discount Amount : 0.00		Check Amount : 41.92		
Check Number	: 24028	Check Date		: 4/13/2020		
Vendor	: 191	TREASURER OF CARROLL COUNTY				
200	42731	4/15/2020	043160	ELECTRICAL SERVICES MARCH 20:		81.88

CARROLL COUNTY PUBLIC SERVICE AUTHORITY
Final Check Register

Date : 4/9/2020 9:32:57 AM
 User Name : DEBBIE

Fund	Trans. #	Due Date	Invoice #	Description	PO Number	Amount
200	42732	4/15/2020	043160	TELECOMMUNICATIONS MARCH 20		83.75
200	42733	4/15/2020	043160	OFFICE SUPPLIES AND NEW SERV		2,641.47
300	42733	4/15/2020	043160	OFFICE SUPPLIES AND NEW SERV		702.00

Invoice Amount : 3,509.10 Discount Amount : 0.00 Check Amount : 3,509.10

Check Number	: 24029	Check Date	: 4/13/2020
Vendor	: 1062	UNIFIRST CORPORATION	
200	42727	4/13/2020	2070778193 UNIFORMS 70.52
200	42728	4/30/2020	2070777067 UNIFORMS 70.52

Invoice Amount : 141.04 Discount Amount : 0.00 Check Amount : 141.04

Check Number	: 24030	Check Date	: 4/13/2020
Vendor	: 120	UNITED STATES CELLULAR	
200	42739	4/30/2020	0365171227 MONTHLY TRACKING 378.70

Invoice Amount : 378.70 Discount Amount : 0.00 Check Amount : 378.70

Check Number	: 24031	Check Date	: 4/13/2020
Vendor	: 810	VIRGINIA UTILITY PROTECTION SERVICE	
200	42729	4/30/2020	03200064 TRANSMISSIONS MARCH 2020 70.35

Invoice Amount : 70.35 Discount Amount : 0.00 Check Amount : 70.35

Total Number of Checks : 19
 Largest Check Amount : 7,054.33
 Total for all Checks Printed : 20,010.34

Summary

Fund	Amount
200 WATER	18,405.09
300 SEWER FUND	1,605.25

CARROLL COUNTY PUBLIC SERVICE AUTHORITY

Final Check Register

Date : 3/31/2020 11:35:38 AM

User Name : DEBBIE

Fund	Trans. #	Due Date	Invoice #	Description	PO Number	Amount
Check Number : 23992		Check Date : 3/31/2020				
Vendor : 110		APPALACHIAN POWER				
200	42637	4/13/2020	021-010-059-1-294	HEATHER TRL HILLCREST WELL		87.95
200	42638	4/13/2020	025-038-019-0-0	CANA WELL #4		273.94
200	42639	4/13/2020	022-627-715-0-0	CANA WELL #1		189.18
200	42640	4/13/2020	022-893-559-0-7	CANA WELL #2		351.25
200	42645	4/7/2020	029-628-035-0-433	TRINITY WAY OUTDOOR LIGHT		1.55
200	42646	4/7/2020	027-718-767-1-718	KELLY ROAD #3		43.12
200	42647	4/7/2020	027-532-928-1-8210	TRINITY WAY		35.76
200	42648	4/6/2020	029-089-256-0-138	INDUSTRIAL PARK DR 1-77 PARF		37.77
200	42649	4/6/2020	024-789-256-0-11102	INDUSTRIAL PARK DRIVE PUM		63.40
200	42650	4/6/2020	027-913-901-0-3309	EXPANSION DRIVE WELL STOF		32.75
300	42651	4/6/2020	020-300-356-0-01473	CARROLLTON PIKE, WASTE V		868.72
200	42652	4/6/2020	027-071-356-0-0	WOODLAWN WELL #2		187.69
200	42654	4/6/2020	023-290-502-0-3451	TRAINING CENTER ROAD WATI		18.38
300	42655	4/6/2020	020-713-869-1-2558	SENIOR ROAD SEWER PUMP S		779.18
200	42656	4/6/2020	025-871-356-0-5	WOODLAWN WELL #3		313.83
200	42679	4/15/2020	029-508-971-0-4349	LINHAVEN RD RT. 100 PUMP S1		281.76
200	42680	4/15/2020	029-977-971-0-1	CARROLL COUNTY WELL #3		95.50
200	42681	4/15/2020	027-578-441-0-1385	SPRINGWILLOW DRIVE		152.40
200	42682	4/15/2020	025-967-971-0-6	CARROLL COUNTY WELL #2		257.32
300	42683	4/15/2020	025-094-460-0-751	BEAUTY SHOP ROAD SEWER TF		804.00
200	42684	4/15/2020	027-236-621-0-8770	CEDAR LANE		9.12
200	42685	4/15/2020	024-030-560-1-9	OLD PIPERS GAP ROAD		83.48
200	42686	4/15/2020	020-152-071-0-996	SURRATT DRIVE		257.41
200	42687	4/15/2020	029-641-684-0-4	CANA WELL #3		221.87

Invoice Amount : 5,447.33 Discount Amount : 0.00 Check Amount : 5,447.33

Check Number : 23993		Check Date : 3/31/2020				
Vendor : 648		BLUE RIDGE ANALYTICAL				
200	42657	4/15/2020	2132	TESTING E COLI, BOICHEMICAL OX		22.00
300	42657	4/15/2020	2132	TESTING E COLI, BOICHEMICAL OX		448.00

Invoice Amount : 470.00 Discount Amount : 0.00 Check Amount : 470.00

Check Number : 23994		Check Date : 3/31/2020				
Vendor : 508		CARTER MACHINERY COMPANY, INC.				
300	42658	4/15/2020	0696984	GLENDAL ROAD UNIT		1,151.54

Invoice Amount : 1,151.54 Discount Amount : 0.00 Check Amount : 1,151.54

Check Number : 23995		Check Date : 3/31/2020				
Vendor : 291		CORE & MAIN				
200	42659	4/15/2020	M076792	STOCK PRV, TANDEM METER SETT	154468	1,091.50

Invoice Amount : 1,091.50 Discount Amount : 0.00 Check Amount : 1,091.50

Check Number : 23996		Check Date : 3/31/2020				
Vendor : 162		FERGUSON ENTERPRISES, INC. #11 #75				
200	42660	4/15/2020	6389587	TANDEM SETTER STOCK	154466	909.19
200	42661	4/15/2020	6389575	TANDEM SETTER W/CHK	154466	909.19
200	42662	4/15/2020	6389535	HNGD BRS SDL, LF	154466	923.18
200	42663	4/15/2020	6389504	CI R&C SM NUT TR, BULLET PLAS N	154466	546.22

CARROLL COUNTY PUBLIC SERVICE AUTHORITY
Final Check Register

Date : 3/31/2020 11:35:38 AM
 User Name : DEBBIE

Fund	Trans. #	Due Date	Invoice #	Description	PO Number	Amount
300	42677	4/15/2020	6389554	HNGD BRS SDL	154466	120.64
200	42678	4/15/2020	63890504-1	18 CI R & C SM NUT TR	154466	454.69

Invoice Amount : 3,863.11 Discount Amount : 0.00 Check Amount : 3,863.11

Check Number : 23997 Check Date : 3/31/2020

Vendor	Trans. #	Due Date	Invoice #	Description	PO Number	Amount	
Vendor	: 453	FLOWERS AUTO PARTS					
200	42641	4/15/2020	9571720	ROT T4, NAPA GOLD OIL FILTER		40.78	
200	42642	4/15/2020	957327	BATTERY, CORE DEPOSIT	154471	258.32	
300	42643	4/15/2020	957324	WATT PWR INVERTER	154471	89.99	
300	42644	4/15/2020	957378	BULK BATTERY CABLE	154471	41.12	
200	42664	4/15/2020	856847	ADAPTER 3 8M		3.29	

Invoice Amount : 433.50 Discount Amount : 0.00 Check Amount : 433.50

Check Number : 23998 Check Date : 3/31/2020

Vendor	Trans. #	Due Date	Invoice #	Description	PO Number	Amount	
Vendor	: 1297	IRON LOT, LLC					
200	42636	4/15/2020	200304-1	SHORELITE LITE, SPREADERS, AD.	154459	1,249.55	
300	42636	4/15/2020	200304-1	SHORELITE LITE, SPREADERS, AD.	154459	1,249.55	

Invoice Amount : 2,499.10 Discount Amount : 0.00 Check Amount : 2,499.10

Check Number : 23999 Check Date : 3/31/2020

Vendor	Trans. #	Due Date	Invoice #	Description	PO Number	Amount	
Vendor	: 5164	JEREMY COLLINS					
200	42632	4/15/2020	10000394	DEPOSIT REFUND		5.63	

Invoice Amount : 5.63 Discount Amount : 0.00 Check Amount : 5.63

Check Number : 24000 Check Date : 3/31/2020

Vendor	Trans. #	Due Date	Invoice #	Description	PO Number	Amount	
Vendor	: 167	LOWE'S COMPANY INC.					
200	42635	4/15/2020	24913	WEATERH PROFF SWITCH FOR CL		24.32	
200	42665	4/15/2020	24843	BRILL BITS CONDUIT STRAP GLENI		13.06	

Invoice Amount : 37.38 Discount Amount : 0.00 Check Amount : 37.38

Check Number : 24001 Check Date : 3/31/2020

Vendor	Trans. #	Due Date	Invoice #	Description	PO Number	Amount	
Vendor	: 5126	MANSFIELD OIL COMPANY					
200	42688	4/15/2020	SQLCD-586210	FUEL PURCHASE FROM 3/1-3/15 20		1,200.00	
300	42688	4/15/2020	SQLCD-586210	FUEL PURCHASE FROM 3/1-3/15 20		308.07	

Invoice Amount : 1,508.07 Discount Amount : 0.00 Check Amount : 1,508.07

Check Number : 24002 Check Date : 3/31/2020

Vendor	Trans. #	Due Date	Invoice #	Description	PO Number	Amount	
Vendor	: 1436	NATIONAL BANK					
200	42634	4/15/2020	025452	WATER		5.13	
200	42666	4/15/2020	1035088	LAB TEST KITS 2ND QTR CARROLL		820.92	
200	42667	4/15/2020	1035581	LAB TEST KITS 2ND QTR FANCY G/		790.22	
200	42669	4/15/2020	1136824	BALE STRAW		73.71	
200	42689	4/15/2020	5730646	OFFICE SUPPLIES	154465	134.79	

Invoice Amount : 1,824.77 Discount Amount : 0.00 Check Amount : 1,824.77

Check Number : 24003 Check Date : 3/31/2020

Vendor	Trans. #	Description
Vendor	: 3642	NEW RIVER REGIONAL WATER AUTHORITY

CARROLL COUNTY PUBLIC SERVICE AUTHORITY
Final Check Register

Date : 3/31/2020 11:35:38 AM

User Name : DEBBIE

Fund	Trans. #	Due Date	Invoice #	Description	PO Number	Amount
200	42668	4/15/2020	390	NEW RIVER WATER CONSUMPTION		21,202.50
Invoice Amount		: 21,202.50	Discount Amount		: 0.00	Check Amount : 21,202.50
Check Number		: 24004	Check Date		: 3/31/2020	
Vendor		: 5167	RANDALL EDWARDS			
200	42629	4/15/2020	11105529	DEPOSIT REFUND		45.70
Invoice Amount		: 45.70	Discount Amount		: 0.00	Check Amount : 45.70
Check Number		: 24005	Check Date		: 3/31/2020	
Vendor		: 2100	SKYLINE NATIONAL BANK			
300	42673	4/15/2020	13	SEWER EXTENSION HWY 58		1,543.14
Invoice Amount		: 1,543.14	Discount Amount		: 0.00	Check Amount : 1,543.14
Check Number		: 24006	Check Date		: 3/31/2020	
Vendor		: 479	SOUTHWEST SOILS & WATER			
200	42633	4/4/2020	204378	WATER TESTING MWT		120.00
Invoice Amount		: 120.00	Discount Amount		: 0.00	Check Amount : 120.00
Check Number		: 24007	Check Date		: 3/31/2020	
Vendor		: 5168	TRAVIS ALLEY			
200	42676	4/15/2020	11060058	DEPOSIT REFUND		6.10
Invoice Amount		: 6.10	Discount Amount		: 0.00	Check Amount : 6.10
Check Number		: 24008	Check Date		: 3/31/2020	
Vendor		: 1062	UNIFIRST CORPORATION			
200	42670	3/31/2020	2070774858	UNIFORMS		70.52
200	42671	4/15/2020	2070775978	UNIFORMS		71.02
200	42672	4/15/2020	2070773769	UNIFORMS		70.52
Invoice Amount		: 212.06	Discount Amount		: 0.00	Check Amount : 212.06
Check Number		: 24009	Check Date		: 3/31/2020	
Vendor		: 175	USA BLUE BOOK			
300	42674	4/15/2020	170188	ROYTRONIC LIQUIFRAM SC2	154453	85.00
Invoice Amount		: 85.00	Discount Amount		: 0.00	Check Amount : 85.00
Check Number		: 24010	Check Date		: 3/31/2020	
Vendor		: 458	VERIZON WIRELESS			
300	42653	4/2/2020	9850147347	EXIT #1 PHONE SERVICE		25.02
Invoice Amount		: 25.02	Discount Amount		: 0.00	Check Amount : 25.02
Check Number		: 24011	Check Date		: 3/31/2020	
Vendor		: 5165	WENDY GILLISPIE			
200	42631	4/15/2020	10006109	DEPOSIT REFUND		56.10
Invoice Amount		: 56.10	Discount Amount		: 0.00	Check Amount : 56.10

CARROLL COUNTY PUBLIC SERVICE AUTHORITY
Final Check Register

Date : 3/31/2020 11:35:38 AM

User Name : DEBBIE

Fund	Trans. #	Due Date	Invoice #	Description	PO Number	Amount
Check Number	: 24012		Check Date	: 3/31/2020		
Vendor	: 198	WYTHEVILLE COMMUNITY COLLEGE				
200	42675	4/10/2020	2885	CLASS JOSHUA HILL WCC		157.50
Invoice Amount	: 157.50	Discount Amount	: 0.00	Check Amount	: 157.50	

Total Number of Checks : 21
 Largest Check Amount : 21,202.50
 Total for all Checks Printed : 41,785.05

Fund	Summary	Amount
200 WATER		34,271.08
300 SEWER FUND		7,513.97

NATIONAL BANK ON LINE TRANSFERS

April 13, 2020

Transfer for claims

CCPSA to Operating March 17, 2020 \$20,569.47

CCPSA to Operating March 31, 2020 \$41,785.05

CCPSA to Operating April 4, 2020 \$20,010.34

Transfer to Reserves

CCPSA to O & M Reserve \$5,000.00

CCPSA to Short Lived Assets Reserve \$5,000.00

PSA Update:

The PSA has approximately 200 miles of water lines, 50 miles of gravity sewer lines, 25 miles of force main sewer line, 795 fire hydrants, 12 sewer pump stations, 12 water storage tanks, several wells and several water booster pump stations. The PSA's Water systems are as follows: Cana, Exit 1, Fancy Gap, Regional, Tower Road and Hillcrest Estates. The PSA's Sewer systems are as follows: Fancy Gap, Woodlawn, Gladeville/Cranberry, Hillsville and Loves. All of this is operated and maintained with a staff of 13 people.

- Total of 76 work orders in March (check pressure, check for leak, turn-off, turn-on, etc)
- Miss Utility Markings (0 emergency, 68 water and 10 sewer tickets)
- Office items completed-
 - Daily-customer service, deposits, review of payments, bills, invoices, scan checks, balance bank statements, close-out, etc.
 - Monthly-meter reading (office staff and field staff), print bills, print late-bills, prepare cut-off list, close-out, balance bank statements, etc.
 - Rate study-continue
 - Researching new cloud-based billing software



SCOTTY RANKIN
WEEK OF MARCH 14 - MARCH 20

Monday

Set meter (road bore)
190 Plantation Dr.

Tuesday

Set meter (Road bore)
378 mitchells crossroad
pre marked and called in 2
more meter sets

Wednesday

Set meter 3050 poplar camp
road

Thursday

Seeded and ~~Strawed~~ Strawed
- 190 Plantation Cana
- 378 mitchells Crossroad
- 3050 poplar Camp Rd
Pre-mark called in 124 Brandy
- Got Lowes / Turman meter reading

Friday

OFF

Saturday/Sunday





SCOTTY RANKIN
WEEK OF MARCH 29 - APRIL 4

Monday

- Set meter (road bore) Honeycutt Dam rd.

Tuesday

- Loaded 900' pipe for Petra took to job site
- Took load of gravel to Riverwalk T/L where we open cut Rd. regraded
- Took load of gravel to Petra Job
- checked reported leak at Sylvatus marked and called in

Wednesday

- Fixed leak Sylvatus church
- Dressed up and seeded strawed
- Seeded strawed Honeycutt dam Job
- Seeded strawed Coulson church Job
- Seeded strawed Brandy LN Job
- Put together Tapping valve for Petra

Thursday


- Tapped 2" line off of Countrywoods for Petra and layed 120' of 2" pipe dressed up and regraded

Friday

off


Saturday/Sunday






DARRELL LARGEN
WEEK OF MARCH 14-MARCH 20

Monday



Markings 7:30 to 10:00
Meter Rdg 10:00 to 4:00

Tuesday



Markings
Meter Rdg
Work Orders

Wednesday



Markings
Work Order
Re Rdg's

Thursday



Vac

Friday



Vac

Saturday/Sunday





DARRELL LARGEN
WEEK OF MARCH 22-MARCH 28

Monday

Markings

Tuesday

Markings

Re Rdg's to meter's

Put manhole lid back on

Wednesday

Markings

Re Rdg's ~~*~~ to meter

Print Bills

Thursday

Markings

Check 3 meter dials

When to Postoffice to take
Bills


Friday

Markings

Getting Truck readed for paint
fire hydrant's

Work Order's

Saturday/Sunday





DARRELL LARGEN
WEEK OF MARCH 29- APRIL 4

Monday

Got 3 Rdg's

Put in Radio Read for
rest of the day

Tuesday

Marking's

Pe-Marking for Leak

Maintenance on truck

Miss Utility Monthly Report's

Wednesday

Marking's

Work Order's

Thursday

Marking's

Got truck Ready for Inspection
and had it inspection


Friday

Marking's

Work Order's

Called Chris for Price's for
Dana

Saturday/Sunday



STEVE MOODY
WEEK OF MARCH 14- MARCH 20

Monday

Meter set AND Bore

Tuesday

Meter set AND Bore

Wednesday

Meter Set


Thursday


Seed AND STRAW/
Re-read's

Friday

Markings / Re-read's


Saturday/Sunday






STEVE MOODY
WEEK OF MARCH 22- MARCH 28

Monday


- 
- ~~Work order~~ Moved boring machine to Airport.
 - Re-reads
 - Work-orders
 - Changed meter dial 2" Luv's

Tuesday




Bore + meter set

Wednesday



Work order's
Re-reads
Check Luv's meter
Oil Change - Service Truck
Colorado
Assembled 2-meter's
Received + Unloaded Trench Box

Thursday



Bore + Meter set

Friday



Meter set
Figured Petra Project pipe + materials

Saturday/Sunday



STEVE MOODY
WEEK OF MARCH 29- APRIL 4

Monday

Bore + Meter set

Tuesday

- Loaded 900' pipe Petra Job
- Delivered to job site
- Load of gravel to Riverwalk
- Load of gravel to Petra Job site
- Went to Sylvatus to check Reported Service line Leak

Wednesday

Repaired Leak Sylvatus
Dress-up Seeded + Strawed
Honeycutt Dam,
Coulson Church,
Brandy Lane
Assembled Tapping valve for
Petra Job.

Thursday

- Tapped 2" line off country wood's for Petra Job.
- Layed 120' 2" water line Petra Job.
- Re-graveled

Friday

Off

Saturday/Sunday





SHANE QUESINBERRY

WEEK OF MARCH 14-MARCH 20

Monday

Work order - Turn on 4325 Glendole Rd
Work order - Turn on 292 Stonebrook Dr
Work order - Turn on 42 Saxon Lane
Work order - Turn on 209 Woodbury Ln
Worked all 12 pump stations.
Cleaned sonic start on Airport pump station
Cleaned Bar Screen @ Senior Rd pump station
Repaired loose conduit Cherokee pump station
Installed 2 Eye wash stations Riverside, Frog spit

Tuesday

Installed Eye wash stations - Cana well #2,
Cana well #4, Cana well #8, Cana well
#7, Lewis WWTP,

Replaced GFCI Recp @ Lynnhum pump House

4 hours Vac

Wednesday

Work order - Check for leak 1065 Canby Rd
Work order - Get reading 71 Regency Court
Worked all 12 pump stations
Pulled and cleaned floats Ind park pump station
Installed Eye wash station @ Wilson well

Thursday


Checked Lakes Truck stop meter
Tightened bolts on blower @ WWTP
Pulled pump and replaced seal @ Riverside
Put up stock @ shop

Friday

Worked all pump stations
Pulled and cleaned floats @ Ind park pump station
Excessed Generator @ Airport Rd pump station

Saturday/Sunday





SHANE QUESINBERRY

WEEK OF MARCH 22-MARCH 28

Monday

Regular pump station all pump stations;
Cliffview pump station Light problem.

Tuesday

Work order Checked pressure replaced RRV (pump control)
Repaired outdoor weather proof switch @
Cliffview pump station.
Removed and resealed Crane mount on sewer tank.
Helped R.R. Septic @ Vanguard ~~and~~ Dump sewage
into Exit 14 pump station.

Wednesday

Regular pump station maintenance,
Replaced vac pump start contactor
Exercised Senior RR pump station Generator


Thursday

Replaced batteries in Red Truck
Installed Eye wash station Cliffview pump station
Pulled and unglugged Grinder pump WWT
Replaced Broken Shaft on Foxe mixer motor
@ WWT
Replaced motor start capacitor Lower WWT

Friday

Regular pump station maintenance
Exercised Blower motors @ Senior RR
pump station EQ ~~at~~ Tank

Saturday/Sunday



SHANE QUESINBERRY
WEEK OF MARCH 29-APRIL 4

Monday

Work order, checked for leak 35 Sylvan
School Rd.

Regular pump station maintenance

1/2 Day Vacation

Tuesday

Serviced 200 Turn Motor

Changed oil, ~~oil~~ filter, changed Hyd oil
and filter, changed Air filter, Greased

Wednesday

Regular pump station maintenance.

End of month paperwork for pump stations

Thursday

Repaired Seal ~~to~~ filter and lubrication
system on roadside pump station

Friday


Regular pump station maintenance


Work order Friel Rd 515 Live oak

Had tires put on Truck

put up stack

Saturday/Sunday





DILLON GUNTER

WEEK OF MARCH 14 – MARCH 20

Monday

Checked Rt 100 tank
Checked Spring Willow Tank
Checked Carroll County PS
Worked ccw #2
Worked 620 well
Checked cranberry Tank
worked wilson well
Residual at Tower Rd and checked tank
Checked cliffview tank
Industrial park tank, and Hillcrest
Wednesday

SW tank
CCPS tank + worked
worked 620 well
Cranberry tank
worked wilson well
Checked blueberry
Resi @ tower Rd + checked tank
Checked cliffview tank
Industrial Park
Hillcrest
Rt 100 tank Friday

SW tank
CCPS tank + worked
Cranberry tank
worked wilson well
checked blueberry
Resi. and tank at Tower Rd
checked cliffview
Industrial Park
Hillcrest
Rt 100 tank
Oak Grove church Residual

Tuesday

Rt 100 Tank
SW Tank
CCPS Tank
620 Tank ~~checked~~
cranberry Tank
Flushed Tower Road
Tower Road Tank
Timberline Residual
Cliffview tank
Industrial park tank
Thursday

Rt 100 tank
SW tank
CCPS tank
cranberry tank
Tower Rd tank
Cliffview tank
Industrial Park tank

Saturday/Sunday





DILLON GUNTER

WEEK OF MARCH 22 - MARCH 28

Monday

Rt 100 tank x2
SW tank x2
CCPS @ worked on tank
CCW #2 worked
620 well worked
Cranberry tank
Wilson well worked
~~Cranberry tank~~ blueberry
Tower Rd los + tank
Cliffview tank
Industrial Park tank - Hillcrest

Wednesday

Rt 100 tank x2
worked SW tank x2
worked CCPS
worked 620 well
Cranberry tank
Wilson well worked
Blueberry checked
Tower Rd Residual + Tank
Cliffview tank
Industrial Park tank
Hillcrest

Friday

Rt 100
SW worked
CCPS worked
CCW #2 chemicals refilled
620 well worked
Cranberry tank
Wilson well worked
Blueberry checked
Tower Rd los. + Tank
Cliffview tank
Industrial Park tank
Hillcrest
SW + Rt 100
Turned on valve on white town

Tuesday

Rt 100 tank x2
SW tank x2
CCPS tank
turned off valve on white town
620 tank
Cranberry tank + Residual
Tower Rd tank
Cliffview tank + Residual
Industrial Park tank
Turned white town valve back on

Thursday

Rt 100
SW
WWTP Mixer
WWTP Grinder Pump
meter dial tower Rd
meter dial
meter dial
Rt 100
SW
Turned off valve on white town

Saturday/Sunday





DILLON GUNTER

WEEK OF MARCH 29 - APRIL 4

Monday

Rt 100
SW worked
CCPS worked
GZO worked
Oak Grove residual
Cranberry tank
Wilson well worked
Blueberry checked
Tower Rd tank + Residual
Cliffview
Industrial Park
Hillcrest

Wednesday

Rt 100
SW worked
CCPS worked
GZO worked
Wilson well worked
Cranberry tank
Blueberry checked
Tower Rd Res. + Tank
Cliffview tank
Industrial Park + Hillcrest

Friday

Rt 100
SW worked
CCPS worked
GZO worked
Cranberry tank
Wilson well worked
Blueberry checked
Tower Rd Res + tank
Cliffview
Industrial Park tank +
Hillcrest
Turned off CCPS
Shut off Rt 100 valve
Valve on in Whitetown

Tuesday


Rt 100 tank
SW tank
CCPS Tank
3 Cranberry fire hydrants
Cranberry tank
Tower Rd tank
Cliffview
Industrial Park
SW evening
CCPS ↓
Rt 100

Thursday

Rt 100 tank
SW tank
Valve off in Whitetown
CCPS Tank
GZO tank
Cranberry tank
5 fire hydrants on Cranberry
Cranberry Res
Tower Rd tank
Industrial Park tank

Saturday/Sunday





RICK HILL
WEEK OF MARCH 14- MARCH 20

Monday

WORK WWTP
WORK #1 Well CANA
WORK #2 well CANA
WORK #3 well CANA
WORK #4 well CANA
WORK #7 well CANA
WORK #8 well CANA
WORK EXIT 1 well
CHECK ON FROG SPUR well
CHECK MOTOR
CHECK CANA TANK
CHECK CEDAR LAKE TANK
CHECK PUMP STATION WWTP

Tuesday

CHECK CEDAR LAKE TANK
WORK WWTP
CHECK EXIT 1 well
CHECK #8, #7 #4
#3 #2 #1 well
CHECK CANA TANK
CHECK PUMP STATION WWTP

Thursday

WORK WWTP
WORK #1 CANA #2 CANA #3 CANA
#4 CANA #7 CANA #8 CANA
EXIT 1 well CANA TANK
PUMP STATION AT WWTP
CEDAR LAKE TANK
CHECK RT 100 TANK SPRING WILLOW
AND CLPS #2 AND CCW #2

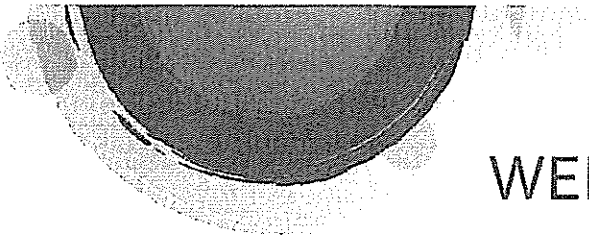
WORK WWTP
CHECK #1, 2, 3, 4 7 8 CANA
CANA TANK CEDAR LAKE
CHEMICALS FOR WWTP
EXIT 1
PUMP STATION WWTP

Friday

WWTP WORK
CANA TANK
CEDAR LAKE TANK
BEAVER KNOB TANK
PUMP WATER TO CEDAR LAKE
WORK EXIT 1 well
NR Regional # AT
POPOLAR CAMP
CHECK 620 TANK
CHECK 620 well
PUMP STATION AT WWTP

Saturday/Sunday





RICK HILL
WEEK OF MARCH 22- MARCH 28

Monday



Tuesday



VACATION

Wednesday



Thursday



Friday



Saturday/Sunday





RICK HILL

WEEK OF MARCH 29- APRIL 4

Monday

WORK WWTP
WORK EXIT 1 well
Get 5 gal caustic TAKE to WWTP
Check Cana Tank
Check Beamer Knob Tank
Check Cedar Lane tank
Check Reedside well
Pump water to Cedar Lane Tank

Tuesday

WORK WWTP
Pump water Cedar Lane
Check EXIT 1, Cana 4, 3, 2, 7, 8,
Wells
Flush Frog Spun to Residuals
Samples FOR EMS
Check Cana Tank
Check Beamer Knob Tank

Wednesday

WORK WWTP
Check wells in cana
1, 2, 3, 4, 7, 8
WORK EXIT 1 well
Check Cana Tank
Check Beamer Knob
WORK ON Reedside well
ADJUST TIMER,
Check Cedar Lane Tank
Pump water to Cedar
Cana Tank

Friday


WORK WWTP
WORK EXIT 1 well
Check Residuals
WORK ON #4 well
Chemical Leak Replace
90° ON system START
Well Turn Pumps ON
WORK Reedside well
WORK Frog Spun well
WORK Kelly Rd well
Check Beamer Knob Tank
Check Cana Tank
Check Cedar Lane Tank
Residual at Frog Spun

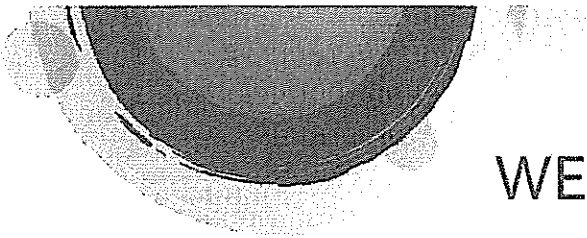
Thursday

WORK WWTP
Check wells at Cana
4, 1, 2, 3, 7, 8
Flush at #8 TOOK Resid
Check EXIT 1 well
Pump water to Cedar Lane
Check Cedar Lane Tank
Check Cana Tank

Saturday/Sunday

SAT WORK WWTP
Check Cana Tank
Check RT 100 Tank
Check Spring Willow
SUN WORK WWTP
Check Cana Tank
Check Spring Willow
Check RT 100





JOSH HILL
WEEK OF MARCH 14 - MARCH 20

Monday



Worked Fancy Gap Wells/Read meters

Tuesday



Re Read Meters

Wednesday



Worked Fancy Gap added 1 gallon
of chlorine to Frogspur 1/2 gallon of
chlorine caustic and ortho phosphate
to Kelly road ~~road~~
Did Rereads

Thursday



Reread meters

Friday



Saturday/Sunday





JOSH HILL
WEEK OF MARCH 22 - MARCH 28

Monday

Worked cana/fancy gap wells
Replaced PRV

Tuesday

turned off meter
done pressure check
replaced prv

Wednesday

Worked cana/fancy gap wells
2 turn on

Thursday


Replaced three meter
dials

Friday

worked @ cana/fancy gap wells,
turned meter on replaced
prv

Saturday/Sunday





JOSH HILL

WEEK OF MARCH 29 - APRIL 4

Monday

Worked cana/fancygap wells
Changed 2 meter dials
turned 1 on

Tuesday

2 check for leaks
replaced meter lid
replaced meter ring

Wednesday

Worked cana/fancygap wells
turned 1 off

Thursday


replaced prv/replaced meter
ring, lid, dial, checked for leaks

Friday

Worked cana wells

Saturday/Sunday





JOHN DOUGILL
WEEK OF MARCH 14-MARCH 20
vacation

Monday




Tuesday



Wednesday



Thursday

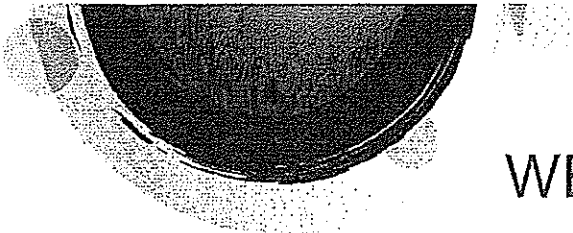


Friday



Saturday/Sunday





JOHN DOUGILL

WEEK OF MARCH 22-MARCH 28

Monday

- Read Magnolia meters - Water + WW
- I77 Exit 1 WWTP
- Surratt Well
- Review EMP
- Check with SWWT about ~~test~~ sample testing

Tuesday

- I77 Exit 1 WWTP
- Surratt Well
- Check availability of chemical delivery
- Collect 2 Bact samples
- Check Pleasant View P.S.
- Call ODW to discuss emergency plans

Wednesday

- I77 Exit 1 WWTP
- Surratt Well
- Collect chemical samples from Summers + Wilson wells
- Instruct Dylan G. how to inspect + maintain FH's


Thursday

- I77 Exit 1 WWTP
- Deliver WW sample to B&A - Wytheville

Friday

- I77 Exit 1 WWTP
- Surratt Well

Saturday/Sunday





JOHN DOUGILL WEEK OF MARCH 29- APRIL 4

Monday

Annual

Tuesday

Annual

Wednesday

- Read Master meter
- Collect 2 Bact samples
- WWTP
- ~~W~~ Well Sheets
- Check 100 Tank


Thursday

- Collect 2 Bact Samples
- WWTP
- Fire Hyd. Books
- Well Sheets
- Order chemicals

Friday

- File paperwork
- Check WWTP
- Check in 2nd Quarter sample
KITS
- Check in chemicals

Saturday/Sunday



Equipment

2007 Super M

Backhoe/Loader

311 CU CAT Track Excavator

Pipe hunter Sewer Jet

Cat Model 304 Mini Excavator

Air Compressor

Directional Drill

Sewer camera

Single Axle Trailer

Town master Trailer

Hurst Trailer

Hudson Trailer

Tow Master Trailer

Mack Dump Truck

FEMA's SCHEDULE OF EQUIPMENT RATES

DEPARTMENT OF HOMELAND SECURITY
 FEDERAL EMERGENCY MANAGEMENT AGENCY
 RECOVERY DIRECTORATE
 PUBLIC ASSISTANCE DIVISION
 WASHINGTON, DC 20472

The rates on this Schedule of Equipment Rates are for applicant owned equipment in good mechanical condition, complete with all required attachments. Each rate covers all costs eligible under the Robert T. Stafford Disaster Relief and Emergency Assistance Act, 42 U.S.C. § 5121, et seq., for ownership and operation of equipment, including depreciation, overhead, all maintenance, field repairs, fuel, lubricants, tires, OSHA equipment and other costs incidental to operation. Standby equipment costs are not eligible.

Equipment must be in actual operation performing eligible work in order for reimbursement to be eligible. LABOR COSTS OF OPERATOR ARE NOT INCLUDED in the rates and should be approved separately from equipment costs.

Information regarding the use of the Schedule is contained in 44 CFR § 206.228 Allowable Costs. Rates for equipment not listed will be furnished by FEMA upon request. Any appeals shall be in accordance with 44 CFR § 206.206 Appeals.

THESE RATES ARE APPLICABLE TO MAJOR DISASTERS AND EMERGENCIES
 DECLARED BY THE PRESIDENT ON OR AFTER August 15, 2019.

FEMA Code ID		Equipment Description					2019 Updated Rate
Cost Code	Equipment	Specifications	Capacity or Size	HP	Notes	Unit	
8010	Air Compressor	Air Delivery	41 CFM	to 10	Hoses Included.	hour	\$ 1.82
8011	Air Compressor	Air Delivery	103 CFM	to 30	Hoses Included.	hour	\$ 9.86
8012	Air Compressor	Air Delivery	130 CFM	to 50	Hoses included.	hour	\$ 12.49
8013	Air Compressor	Air Delivery	175 CFM	to 90	Hoses included.	hour	\$ 20.98
8014	Air Compressor	Air Delivery	400 CFM	to 145	Hoses included.	hour	\$ 32.13
8015	Air Compressor	Air Delivery	575 CFM	to 230	Hoses included.	hour	\$ 57.05
8016	Air Compressor	Air Delivery	1100 CFM	to 355	Hoses included.	hour	\$ 95.60
8017	Air Compressor	Air Delivery	1600 CFM	to 500	Hoses included.	hour	\$ 98.55
8040	Ambulance			to 150		hour	\$ 28.09
8041	Ambulance			to 210		hour	\$ 41.18
8050	Board, Arrow			to 8	Trailer Mounted.	hour	\$ 4.53
8051	Board, Message			to 5	Trailer Mounted.	hour	\$ 11.60
8060	Auger, Portable	Hole Diameter	16 In	to 6		hour	\$ 2.34
8061	Auger, Portable	Hole Diameter	18 In	to 13		hour	\$ 4.65
8062	Auger, Tractor Mntd	Max. Auger Diameter	36 In	to 13	Includes digger, boom and mounting hardware.	hour	\$ 3.25
8063	Auger, Truck Mntd	Max. Auger Size	24 In	to 100	Includes digger, boom and mounting hardware. Add this rate to tractor rate for total auger and tractor rate.	hour	\$ 34.93
8064	Hydraulic Post Driver					hour	\$ 35.27
8065	Auger	Horizontal Directional Boring Machine	250 X 100	300	DD-140B YR-2003	hour	\$ 172.29
8066	Auger	Horizontal Directional Boring Machine	50 X 100	24	Average to 7,000 lbs	hour	\$ 33.83
8067	Auger, Directional Boring Machine	Auger, Directional Boring Machine	7,000 - 10,000 lbs	45	JT920L (2013)	hour	\$ 41.04
8068	Bush Hog	Bush Hog - Model 326	Single Spindle Rotary Cutters			hour	\$ 20.61
8068-1	Bush Hog	Bush Hog - Model 3210	Lift, Pull, Semi-Mount & Offset Model			hour	\$ 28.74
8068-2	Bush Hog	Bush Hog - Model 2815	Flex Wing Rotary Cutters			hour	\$ 43.17
8070	Automobile			to 130	Transporting people.	mile	\$ 0.545
8071	Automobile			to 130	Transporting cargo.	hour	\$ 12.43
8072	Automobile, Police			to 250	Patrolling.	mile	\$ 0.545
8073	Automobile, Police			to 250	Stationary with engine running.	hour	\$ 16.05
8075	Motorcycle, Police					mile	\$ 0.505
8076	Automobile - Chevy Trailblazer	6 or 8 ci		285 to 300		hour	\$ 23.99
8077	Automobile - Ford Expedition	Fire Command Center	EcoBoost V-6	360	2015 Model	hour	\$ 19.62
8078	MRAP Armored Rescue Vehicle	Search and Rescue	Military Surplus Vehicle	375-450	Qualified for operational rate on	Hr.	\$ 51.80
8079	MRAP C-MTV	Multi-Theater (Military Surplus) Vehicle	gww 55000 Lbs	to 350	Qualified for operational rate on	Hr.	\$ 48.35

8080	All Terrain Vehicle (ATV)	Engine 110cc, 4-Wheel; 20" tyre		6.5-7.5		hour	\$	8.23
8081	All Terrain Vehicle (ATV)	Engine 125cc, 4-Wheel; 21" tyre		7.6-8.6		hour	\$	8.67
8082	All Terrain Vehicle (ATV)	Engine 150cc, 4-Wheel; 22" tyre		9.0-10.0		hour	\$	8.68
8083	All Terrain Vehicle (ATV)	Engine 200cc, 4-Wheel; 24" tyre		12-14.0		hour	\$	9.23
8084	All Terrain Vehicle (ATV)	Engine 250cc, 4-Wheel; 24" tyre		15-17		hour	\$	9.81
8085	All Terrain Vehicle (ATV)	Engine 300cc, 4-Wheel; 24" tyre		18-20		hour	\$	10.66
8086	All Terrain Vehicle (ATV)	Engine 400cc, 4-Wheel; 25" tyre		26-28		hour	\$	12.20
8087	All Terrain Vehicle (ATV)	Engine 450cc, 4-Wheel; 25" tyre		26-28		hour	\$	13.07
8088	All Terrain Vehicle (ATV)	Engine 650cc, 4-Wheel; 25" tyre		38-40		hour	\$	13.86
8089	All Terrain Vehicle (ATV)	Engine 750cc, 4-Wheel; 25" tyre		44-46		hour	\$	14.79
8110	Barge, Deck	Size	50'x35'x7.25'	0	Push by Tug-Boat	hour	\$	52.00
8111	Barge, Deck	Size	50'x35'x9'	0	Push by Tug-Boat	hour	\$	61.96
8112	Barge, Deck	Size	120'x45'x10'	0	Push by Tug-Boat	hour	\$	109.97
8113	Barge, Deck	Size	160'x45'x11"	0	Push by Tug-Boat	hour	\$	138.90
8120	Boat, Tow	Size	55'x20'x5'	to 870	Steel.	hour	\$	352.71
8121	Boat, Tow	Size	60'x21'x5'	to 1050	Steel.	hour	\$	400.32
8122	Boat, Tow	Size	70'x30'x7.5'	to 1350	Steel.	hour	\$	624.56
8123	Boat, Tow	Size	120'x34'x8'	to 2000	Steel.	hour	\$	1,181.86
8124	Alrboat	815AGIS Alrboat w/spray unit	15'x8'	400		hour	\$	32.70
8125	Alrboat	815AGIS Alrboat w/spray unit	15'x8'	425		hour	\$	33.06
8126	Swamp Buggy	Conquest		360		hour	\$	41.35
8130	Boat, Row			0	Heavy duty.	hour	\$	1.46
8131	Boat, Runabout	Size	13'x5'	to 50	Outboard.	hour	\$	12.55
8132	Boat, Tender	Size	14'x7'	to 100	Inboard with 360 degree drive.	hour	\$	16.58
8133	Boat, Push	Size	45'x21'x6'	to 435	Flat hull.	hour	\$	235.03
8134	Boat, Push	Size	54'x21'x6'	to 525	Flat hull.	hour	\$	290.74
8135	Boat, Push	Size	58'x24'x7.5'	to 705	Flat hull.	hour	\$	355.70
8136	Boat, Push	Size	64'x25'x8'	to 870	Flat hull.	hour	\$	359.36
8140	Boat, Tug	Length	16 Ft	to 100		hour	\$	47.35
8141	Boat, Tug	Length	18 Ft	to 175		hour	\$	70.55
8142	Boat, Tug	Length	26 Ft	to 250		hour	\$	90.10
8143	Boat, Tug	Length	40 Ft	to 380		hour	\$	215.09
8144	Boat, Tug	Length	51 Ft	to 700		hour	\$	302.01
8145	Jet Ski	3-seater				hour	\$	27.70
8146	Jet Ski					hour	\$	8.60
8147	Boat, Inflatable Rescue Raft	Zodiac		0		hour	\$	1.13
8148	Boat, Runabout	1544 lbs	11 passenger capacity	190-250		hour	\$	65.51
8149	Boat, removable engine	2000 Johnson Outboard Motor w 15" shaft		15		hour	\$	1.58
8151	Broom, Pavement	Broom Length	96 in	to 100		hour	\$	30.41
8153	Broom, Pavement, Mntd	Broom Length	72 in	to 18	Add Prime Mover cost for total rate	hour	\$	6.24
8154	Broom, Pavement, Pull	Broom Length	84 in	to 20	Add Prime Mover cost for total rate	hour	\$	23.75
8155	Broom, Pavement	Broom Length	72 in	to 35		hour	\$	25.28
8157	Sweeper, Pavement			to 110		hour	\$	78.79
8158	Sweeper, Pavement			to 230		hour	\$	102.03
8180	Bus			to 160		hour	\$	21.80
8181	Bus			to 210		hour	\$	25.82
8182	Bus			to 300		hour	\$	39.65
8183	Blower	Gasoline powered Toro Pro Force		27		hour	\$	15.40
8183x	Mosquito Sprayer	2015 Adapco Guardian 95 ES	15-gal; 350 lbs			hour	\$	18.83
8184	Back-Pack Blower			to 4.4		hour	\$	1.53
8185	Walk-Behind Blower			13		hour	\$	6.83
8187	Chainsaw	Bar Length = 20 in	3.0 cu in	2.7		hour	\$	1.91
8188	Chainsaw	Bar Length = 20 in	5.0 cu in			hour	\$	2.59
8189	Chainsaw	Bar Length = 20 in	6.0 cu in	3.4		hour	\$	2.77

8190	Chain Saw	Bar Length = 18 in	2.5 cu in	2.4		hour	\$	1.80
8191	Chain Saw (STIHL)	Bar Length = 25 in	7.5 cu in	3.62		hour	\$	3.73
8192	Chain Saw, Pole	Bar Length = 18 in	4.0 cu in	3.2		hour	\$	2.10
8193	Skidder	model 748 E		to 173		hour	\$	56.25
8194	Skidder	model 648 G11		to 177		hour	\$	105.44
8195	Cutter, Brush	Cutter Size	8 ft	to 150		hour	\$	119.52
8196	Cutter, Brush	Cutter Size	8 ft	to 190		hour	\$	134.74
8197	Cutter, Brush	Cutter Size	10 ft	to 245		hour	\$	142.31
8198	Brusher Cutter	Cutter, Brush - 247 hp, 1997 Model 511 Feller		to 247		hour	\$	183.95
8199	Log Trailer	40 ft		0		hour	\$	10.15
8200	Chipper, Brush	Chipping Capacity	6 in	to 35	Trailer Mounted,	hour	\$	8.97
8201	Chipper, Brush	Chipping Capacity	8 in	to 65	Trailer Mounted,	hour	\$	17.08
8202	Chipper, Brush	Chipping Capacity	12 in	to 100	Trailer Mounted,	hour	\$	24.89
8203	Chipper, Brush	Chipping Capacity	15 in	to 125	Trailer Mounted,	hour	\$	35.75
8204	Chipper, Brush	Chipping Capacity	18 in	to 200	Trailer Mounted,	hour	\$	50.41
8208	Loader - Tractor - Knuckleboom	model Barko 595 ML		to 173		hour	\$	169.74
8209	Loader - Wheel	model 210 w/ Buck Saw 50 inch Bar		to 240		hour	\$	98.48
8210	Clamshell & Dragline, Crawler		149,999 lbs	to 235	Bucket not included in rate,	hour	\$	134.68
8211	Clamshell & Dragline, Crawler		250,000 lbs	to 520	Bucket not included in rate,	hour	\$	178.82
8212	Clamshell & Dragline, Truck			to 240	Bucket not included in rate,	hour	\$	147.05
8218	BOMAG Compactor	BW100AD-3		33		hour	\$	24.80
8219	Compactor -2-Ton Pavement Roller	Single Drum Vibratory Compactor	to 2.9 Ton	28		hour	\$	28.72
8220	Compactor			to 10		hour	\$	15.92
8221	Compactor, towed, Vibratory Drum			to 45	Plus tow Truck	hour	\$	33.56
8222	Compactor, Vibratory, Drum			to 75		hour	\$	24.09
8223	Compactor, pneumatic, wheel			to 100		hour	\$	26.90
8225	Compactor, Sanitation			to 300		hour	\$	96.11
8226	Compactor, Sanitation			to 400		hour	\$	154.63
8227	Compactor, Sanitation			535		hour	\$	264.25
8228	Compactor, towed, Pneumatic, Wheel	Hercules PT-11,	10,000 lbs		11-Wheels (Towed)	hour	\$	18.48
8229	Compactor, Towed Steel Drum Static Compactor	GTD-54120	20,000 lbs		Grid Drum (Towed)	hour	\$	16.22
8240	Feeder, Grizzly			to 35		hour	\$	25.47
8241	Feeder, Grizzly			to 55		hour	\$	33.55
8242	Feeder, Grizzly			to 75		hour	\$	65.18
8250	Dozer, Crawler	Deere 450L LT		to 75		hour	\$	54.20
8251	Dozer, Crawler	Deere 650K LGP; ROPS/FOPS		to 105		hour	\$	65.14
8252	Dozer, Crawler			to 160		hour	\$	98.77
8253	Dozer, Crawler			to 250		hour	\$	153.35
8254	Dozer, Crawler			to 360		hour	\$	218.47
8255	Dozer, Crawler	Make/Model: CAT D10T (disc. 2014); Protection: EROPS; Type Semi-U		to 574		hour	\$	317.49
8256	Dozer, Crawler			to 850		hour	\$	358.48
8260	Dozer, Wheel			to 300		hour	\$	66.26
8264	Dozer, Wheel			to 400		hour	\$	101.22
8262	Dozer, Wheel			to 500		hour	\$	184.08
8263	Dozer, Wheel			to 625		hour	\$	239.31
8269	Box Scraper	3 hitch attach for tractor; 2007 Belco		0		hour	\$	3.65
8270	Bucket, Clamshell	Capacity	1.0 CY	0	Includes teeth. Does not include Clamshell & Dragline	hour	\$	4.84
8271	Bucket, Clamshell	Capacity	2.5 CY	0	Includes teeth. Does not include Clamshell & Dragline	hour	\$	8.81
8272	Bucket, Clamshell	Capacity	5.0 CY	0	Includes teeth. Does not include Clamshell & Dragline	hour	\$	13.19
8273	Bucket, Clamshell	Capacity	7.5 CY	0	Includes teeth. Does not include Clamshell & Dragline	hour	\$	23.31
8275	Bucket, Dragline	Capacity	2.0 CY	0	Does not include Clamshell & Dragline	hour	\$	3.98
8276	Bucket, Dragline	Capacity	5.0 CY	0	Does not include Clamshell & Dragline	hour	\$	9.93

8277	Bucket, Dragline	Capacity	10 CY	0	Does not include Clamshell & Dragline	hour	\$ 14.19
8278	Bucket, Dragline	Capacity	14 CY	0	Does not include Clamshell & Dragline	hour	\$ 18.72
8280	Excavator, Hydraulic	Bucket Capacity	0.5 CY	to 45	Crawler, Truck & Wheel. Includes bucket.	hour	\$ 18.97
8281	Excavator, Hydraulic	Bucket Capacity	1.0 CY	to 90	Crawler, Truck & Wheel. Includes bucket.	hour	\$ 36.06
8282	Excavator, Hydraulic	Bucket Capacity	1.5 CY	to 160	Crawler, Truck & Wheel. Includes bucket.	hour	\$ 55.30
8283	Excavator, Hydraulic	Bucket Capacity	2.5 CY	to 265	Crawler, Truck & Wheel. Includes bucket.	hour	\$ 158.86
8284	Excavator, Hydraulic	Bucket Capacity	4.5 CY	to 420	Crawler, Truck & Wheel. Includes bucket.	hour	\$ 264.64
8285	Excavator, Hydraulic	Bucket Capacity	7.5 CY	to 650	Crawler, Truck & Wheel. Includes bucket.	hour	\$ 304.91
8286	Excavator, Hydraulic	Bucket Capacity	12 CY	to 1000	Crawler, Truck & Wheel. Includes bucket.	hour	\$ 466.41
8287	Excavator	2007 model Gradall XL3100 III		184		hour	\$ 102.62
8288	Excavator	2003 model Gradall XL4100 III		238		hour	\$ 117.66
8289	Excavator	2006 model Gradall XL5100		230		hour	\$ 109.03
8290	Trowel, Concrete	Diameter	48 In	to 12		hour	\$ 4.94
8300	Fork Lift	Capacity	6000 Lbs	to 60		hour	\$ 14.73
8301	Fork Lift	Capacity	12000 Lbs	to 90		hour	\$ 21.12
8302	Fork Lift	Capacity	18000 Lbs	to 140		hour	\$ 28.79
8303	Fork Lift	Capacity	50000 Lbs	to 215		hour	\$ 63.25
8306	Fork Lift Material handler	Diesel, CAT TH360B	6600-11500 gwwr lbs	94.9	3.1- 3.5 Mton	hour	\$ 44.62
8307	Fork Lift Material handler	Diesel, CAT TH460B	9000 Lbs	94.9	4.5 - 4.9 Mton	hour	\$ 51.93
8308	Fork Lift Material handler	Diesel, CAT TH560B	10000 Lbs	117.5	4.5 - 4.9 Mton	hour	\$ 56.14
8309	Fork Lift Accessory	2003 ACS Paddle Fork		0		hour	\$ 3.53
8310	Generator	Prime Output	5.5 KW	to 10		hour	\$ 5.36
8311	Generator	Prime Output	16 KW	to 25		hour	\$ 7.81
8312	Generator	Prime Output	60KW	to 88		hour	\$ 25.56
8313	Generator	Prime Output	100 KW	to 125		hour	\$ 43.60
8314	Generator	Prime Output	150 KW	to 240		hour	\$ 62.83
8315	Generator	Prime Output	210 KW	to 300		hour	\$ 85.70
8316	Generator	Prime Output	280 KW	to 400		hour	\$ 103.34
8317	Generator	Prime Output	350 KW	to 500		hour	\$ 114.23
8318	Generator	Prime Output	530 KW	to 750		hour	\$ 202.00
8319	Generator	Prime Output	710 KW	to 1000		hour	\$ 225.34
8327	Generator	Prime Output	800 KW	1065		hour	\$ 232.46
8328	Generator	Prime Output	900 KW	1355		hour	\$ 295.15
8329	Generator	Prime Output	1000 KW	1000	Open	hour	\$ 356.94
8320	Generator	Prime Output	1100 KW	1645	Open	hour	\$ 393.43
8321	Generator	Prime Output	2500 KW	to 3000		hour	\$ 553.78
8322	Generator	Prime Output	1,000 KW	to 1645	Enclosed	hour	\$ 450.78
8323	Generator	Prime Output	1,500 KW	to 2500	Enclosed	hour	\$ 583.01
8324	Generator	Prime Output	1100KW	2500	Enclosed	hour	\$ 567.48
8325	Generator	Prime Output	40KW	63	Open	hour	\$ 23.16
8326	Generator	Prime Output	20KW	35	Open/Closeed	hour	\$ 18.05
8327	Generator Large	Prime Output	80 KW	120		Hr.	\$ 31.65
8328	Generator Heavy Duty	Prime Output	2000KW		Open	Hr.	\$ 490.00
8330	Graders	Moldboard Size	10 Ft	to 110	Includes Rigid and Articulate equipment.	hour	\$ 43.98
8331	Graders	Moldboard Size	12 Ft	to 150	Includes Rigid and Articulate equipment.	hour	\$ 63.63
8332	Graders	Moldboard Size	14 Ft	to 225	Includes Rigid and Articulate equipment.	hour	\$ 80.43
8350	Hose, Discharge	Diameter	3 In	0	Per 25 foot length. Includes couplings.	hour	\$ 0.16
8351	Hose, Discharge	Diameter	4 In	0	Per 25 foot length. Includes couplings.	hour	\$ 0.24
8352	Hose, Discharge	Diameter	6 In	0	Per 25 foot length. Includes couplings.	hour	\$ 0.62
8353	Hose, Discharge	Diameter	8 In	0	Per 25 foot length. Includes couplings.	hour	\$ 0.62

8354	Hose, Discharge	Diameter	12 In	0	Per 25 foot length. Includes couplings.	hour	\$ 0.92
8355	Hose, Discharge	Diameter	16 In	0	Per 25 foot length. Includes couplings.	hour	\$ 1.71
8356	Hose, Suction	Diameter	3 In	0	Per 25 foot length. Includes couplings.	hour	\$ 0.31
8357	Hose, Suction	Diameter	4 In	0	Per 25 foot length. Includes couplings.	hour	\$ 0.37
8358	Hose, Suction	Diameter	6 In	0	Per 25 foot length. Includes couplings.	hour	\$ 1.17
8359	Hose, Suction	Diameter	8 In	0	Per 25 foot length. Includes couplings.	hour	\$ 1.11
8360	Hose, Suction	Diameter	12 In	0	Per 25 foot length. Includes couplings.	hour	\$ 1.73
8361	Hose, Suction	Diameter	16 In	0	Per 25 foot length. Includes couplings.	hour	\$ 3.29
8380	Loader, Crawler	Bucket Capacity	0.5 CY	to 32	Includes bucket.	hour	\$ 19.59
8381	Loader, Crawler	Bucket Capacity	1 CY	to 60	Includes bucket.	hour	\$ 38.87
8382	Loader, Crawler	Bucket Capacity	2 CY	to 118	Includes bucket.	hour	\$ 69.24
8383	Loader, Crawler	Bucket Capacity	3 CY	to 178	Includes bucket.	hour	\$ 103.22
8384	Loader, Crawler	Bucket Capacity	4 CY	to 238	Includes bucket.	hour	\$ 123.73
8390	Loader, Wheel	Bucket Capacity	0.5 CY	to 38		hour	\$ 20.80
8391	Loader, Wheel	Bucket Capacity	1 CY	to 60		hour	\$ 41.33
8392	Loader, Wheel	Bucket Capacity	2 CY	to 105	CAT-926	hour	\$ 38.10
8393	Loader, Wheel	Bucket Capacity	3 CY	to 152		hour	\$ 46.17
8394	Loader, Wheel	Bucket Capacity	4 CY	232		hour	\$ 76.27
8395	Loader, Wheel	Bucket Capacity	5 CY	255		hour	\$ 79.50
8396	Loader, Wheel	Bucket Capacity	6 CY	to 305		hour	\$ 116.12
8397	Loader, Wheel	Bucket Capacity	7 CY	to 360		hour	\$ 129.40
8398	Loader, Wheel	Bucket Capacity	8 CY	to 530		hour	\$ 188.87
8401	Loader, Tractor, Wheel	Bucket Capacity	0.87 CY	to 80	Case 580 Super L	hour	\$ 37.13
8410	Mixer, Concrete Portable	Batching Capacity	10 Cft	8	Diesel Powered	hour	\$ 3.13
8411	Mixer, Concrete Portable	Batching Capacity	12 Cft	11	Gasoline Powered	hour	\$ 4.31
8412	Mixer, Concrete, Trailer Mntd	Batching Capacity	11 Cft	to 10		hour	\$ 15.32
8413	Mixer, Concrete, Trailer Mntd	Batching Capacity	16 Cft	to 25		hour	\$ 20.47
8414	Truck, Concrete Mixer	Mixer Capacity	13 CY	to 300		hour	\$ 84.71
8419	Hand-Held, Pavement Breakers	Weight	25-80 Lbs	0	Air Tool/Electric Power	hour	\$ 1.12
8420	Self-Propelled Pavement Breaker,			to 70-80	Self-Propelled (Diesel)	hour	\$ 59.54
8421	Vibrator, Concrete	Hand Held		to 4		hour	\$ 1.63
8423	Spreader, Chip	Spread Hopper Width	12.5 Ft	to 152		hour	\$ 90.67
8424	Spreader, Chip	Spread Hopper Width	16.5 Ft	to 215		hour	\$ 125.19
8425	Spreader, Chip, Mntd	Hopper Size	8 Ft	to 8	Trailer & truck mounted.	hour	\$ 4.77
8430	Paver, Asphalt, Towed			0	Does not include Prime Mover.	hour	\$ 12.67
8431	Paver, Asphalt	Crawler		to 50	Includes wheel and crawler equipment.	hour	\$ 76.41
8432	Paver, Asphalt	Crawler		to 125	Includes wheel and crawler equipment.	hour	\$ 95.52
8433	Paver, Asphalt	Crawler		to 175	Includes wheel and crawler equipment.	hour	\$ 144.69
8434	Paver, Asphalt		35,000Lbs & Over	to 250	Includes wheel and crawler equipment.	hour	\$ 224.01
8436	Pick-up, Asphalt			to 110		hour	\$ 98.06
8437	Pick-up, Asphalt	Cederepids	CR MS-2	113 to 140	Asphalt-Pick-up Machine	hour	\$ 140.59
8438	Pick-up, Asphalt	Blaw-Knox	MC-330	184 to 200	Asphalt-Pick-up Machine	hour	\$ 169.75
8439	Pick-up, Asphalt		MTV 1000C	to 275	Asphalt-Pick-up Machine	hour	\$ 214.03
8440	Striper	Paint Capacity	40 Gal	to 22		hour	\$ 16.92
8441	Striper	Paint Capacity	80 Gal	to 60		hour	\$ 24.24
8442	Striper	Paint Capacity	120 Gal	to 122		hour	\$ 45.28
8445	Striper, Truck Mntd	Paint Capacity	120 Gal	to 460		hour	\$ 83.35
8446	Striper, Walk-behind	Paint Capacity	12 Gal	5		hour	\$ 4.23
8447	Paver accessory -Bolt Extension	2002 Leeboy Convoyor Bolt Extension	24' X 50'	0	crawler	hour	\$ 33.48
8450	Plow, Snow, Grader Mntd	Width	to 10 Ft	0	Include Grader for total cost	hour	\$ 28.28
8451	Plow, Snow, Grader Mntd	Width	to 14 Ft	0	Include Grader for total cost	hour	\$ 33.21

8452	Plow, Truck Mntd	Width	to 15 Ft	0	Include truck for total cost	hour	\$ 25.23
8453	Plow, Truck Mntd	Width	to 15 Ft	0	With leveling wing. Include truck for total cost	hour	\$ 41.04
8455	Spreader, Sand	Mounting	Tailgate, Chassis	0	Truck not included	hour	\$ 8.24
8456	Spreader, Sand	Mounting	Dump Body	0	Truck not included	hour	\$ 10.55
8457	Spreader, Sand	Mounting	Truck (10yd)	0	Truck not included	hour	\$ 13.41
8458	Spreader, Chemical	Capacity	5 CY	to 4	Trailer & truck mounted.	hour	\$ 6.30
8466	Pump - Trash Pump	10 MTC	2" Pump	to 7	10,000 gph	hour	\$ 7.67
8470	Pump	Centrifugal, 8M pump	2" - 10,000 gal/hr.	to 4.5	Hoses not included.	hour	\$ 6.31
8471	Pump	Diaphragm pump	2" - 3,000 gal/hr.	to 6	Hoses not included.	hour	\$ 6.88
8472	Pump	Centrifugal, 18M pump	3" - 18,000 gal/hr. pump	to 10	Hoses not included.	hour	\$ 8.05
8473	Pump			to 15	Hoses not included.	hour	\$ 12.08
8474	Pump			to 25	Hoses not included.	hour	\$ 13.77
8475	Pump			to 40	Hoses not included.	hour	\$ 16.98
8476	Pump	4" - 40,000 gal/hr.	4" - 40,000 gal/hr.	to 60	Hoses not included.	hour	\$ 27.45
8477	Pump			to 95	Hoses not included.	hour	\$ 32.77
8478	Pump			to 140	Hoses not included.	hour	\$ 41.84
8479	Pump			to 200	Hoses not included.	hour	\$ 50.79
8480	Pump			to 275	Does not include Hoses.	hour	\$ 68.33
8481	Pump			to 350	Does not include Hoses.	hour	\$ 81.66
8482	Pump			to 425	Does not include Hoses.	hour	\$ 99.01
8483	Pump			to 500	Does not include Hoses.	hour	\$ 117.21
8484	Pump			to 575	Does not include Hoses.	hour	\$ 136.53
8485	Pump			to 650	Does not include Hoses.	hour	\$ 154.88
8486	Aerial Lift, Truck Mntd	Max. Platform Height	40 Ft		Add this rate to truck rate for total lift and truck rate	hour	\$ 11.63
8487	Aerial Lift, Truck Mntd	Max. Platform Height	61 Ft		Add this rate to truck rate for total lift and truck rate	hour	\$ 21.99
8488	Aerial Lift, Truck Mntd	Max. Platform Height	80 Ft		Add this rate to truck rate for total lift and truck rate	hour	\$ 39.80
8489	Aerial Lift, Truck Mntd	Max. Platform Load - 600Lbs	81 Ft-100 Ft. Hl.		Articulated and Telescoping. Add this rate to truck rate for total lift and truck rate	hour	\$ 42.16
8490	Aerial Lift, Self-Propelled	Max. Platform Height	37 Ft. HL	to 15	Articulated, Telescoping, Scissor.	hour	\$ 9.02
8491	Aerial Lift, Self-Propelled	Max. Platform Height	60 Ft. HL	to 30	Articulated, Telescoping, Scissor.	hour	\$ 17.39
8492	Aerial Lift, Self-Propelled	Max. Platform Height	70 Ft. HL	to 50	Articulated, Telescoping, Scissor.	hour	\$ 31.57
8493	Aerial Lift, Self-Propelled	Max. Platform Height	125 Ft. HL	to 85	Articulated and Telescoping.	hour	\$ 56.70
8494	Aerial Lift, Self-Propelled	Max. Platform Height	150 Ft. HL	to 130	Articulated and Telescoping.	hour	\$ 73.90
8495	I.C. Aerial Lift, Self-Propelled	Max. Platform Load - 500 Lbs	75"x155", 40Ft HL.	to 60	2000 Lbs Capacity	hour	\$ 29.71
8496	Crane, Truck Mntd	Max. Lift Capacity	24000 Lbs	0	Include truck rate for total cost	hour	\$ 18.54
8497	Crane, Truck Mntd	Max. Lift Capacity	38000 Lbs	0	Include truck rate for total cost	hour	\$ 23.17
8498	Crane, Truck Mntd	Max. Lift Capacity	60000 Lbs	0	Include truck rate for total cost	hour	\$ 37.46
8499	Pump - Trash-Pump	CPB Rating - 10MTC	10000 gal/Hr	7	Self- Priming Trash Pump	hour	\$ 7.76
8500	Crane	Max. Lift Capacity	8 MT	to 80		hour	\$ 40.75
8501	Crane	Max. Lift Capacity	15 MT	to 150		hour	\$ 67.83
8502	Crane	Max. Lift Capacity	50 MT	to 200		hour	\$ 93.95
8503	Crane	Max. Lift Capacity	70 MT	to 300		hour	\$ 180.23
8504	Crane	Max. Lift Capacity	110 MT	to 350		hour	\$ 258.23
8510	Saw, Concrete	Blade Diameter	14 in	to 14		hour	\$ 7.62
8511	Saw, Concrete	Blade Diameter	26 in	to 35		hour	\$ 12.47
8512	Saw, Concrete	Blade Diameter	48 in	to 65		hour	\$ 26.81
8513	Saw, Rock	Blade Diameter		to 100		hour	\$ 35.13
8514	Saw, Rock	Blade Diameter		to 200		hour	\$ 68.85
8517	Jackhammer (Dry)	Weight Class	25-45 Lbs	0	Pneumatic Powered	hour	\$ 1.77
8518	Jackhammer (Wet)	Weight Class	30-55 Lbs	0	Pneumatic Powered	hour	\$ 2.02
8521	Scraper	Scraper Capacity	15 CY	to 262		hour	\$ 133.80
8522	Scraper	Scraper Capacity	22 CY	to 365		hour	\$ 174.30
8523	Scraper	Scraper Capacity	34 CY	to 500		hour	\$ 322.77

8524	Scraper	Scraper Capacity	44 CY	to 604		hour	\$ 354.84
8540	Loader, Skid-Steer	Operating Capacity	976 - 1250 Lbs	to 36		hour	\$ 26.63
8541	Loader, Skid-Steer	Operating Capacity	1751 - 2200 Lbs	to 66		hour	\$ 35.47
8542	Loader, Skid-Steer	Operating Capacity	2901 to 3300 Lbs	to 81		hour	\$ 38.72
8550	Snow Blower, Truck Mntd	Capacity	600 Tph	to 75	Does not include truck	hour	\$ 35.39
8551	Snow Blower, Truck Mntd	Capacity	1400 Tph	to 200	Does not include truck	hour	\$ 94.72
8552	Snow Blower, Truck Mntd	Capacity	2000 Tph	to 340	Does not include truck	hour	\$ 143.88
8553	Snow Blower, Truck Mntd	Capacity	2500 Tph	to 400	Does not include truck	hour	\$ 156.93
8558	Snow Thrower, Walk Behind	Cutting Width	25 in	to 5		hour	\$ 2.97
8559	Snow Thrower, Walk Behind	Cutting Width	60 in	to 15		hour	\$ 14.47
8560	Snow Blower	Capacity	2,000 Tph	to 400		hour	\$ 234.49
8561	Snow Blower	Capacity	2,500 Tph	to 500		hour	\$ 256.20
8562	Snow Blower	Capacity	3,500 Tph	to 600		hour	\$ 285.56
8563	The Vammas 4500	Snow Remover	26ft Plow, 20ft Broom + Airblast	428	Equip with Plow & Broom	hour	\$ 260.00
8564	The Vammas 5500	RM300	96"W x 20"D	350	Soil Stabilization, Redaimer	hour	\$ 212.00
8565	Oshkosh Pavement Sweeper	H-Series		420	Equip with Broom	hour	\$ 229.00
8569	Dust Control De-Ice Unit	1300-2000 gal	173"Lx98"Wx51"H	5.5	Hydro Pump w/100' 1/2" hose	hour	\$ 3.54
8570	Loader-Backhoe, Wheel	Loader Bucket Capacity	0.5 CY	to 40	Loader and Backhoe Buckets included.	hour	\$ 23.95
8571	Loader-Backhoe, Wheel	Loader Bucket Capacity	1 CY	to 70	Loader and Backhoe Buckets included.	hour	\$ 33.36
8572	Loader-Backhoe, Wheel	Loader Bucket Capacity	1.5 CY	to 95	Loader and Backhoe Buckets included.	hour	\$ 43.46
8573	Loader-Backhoe, Wheel	Loader Bucket Capacity	1.75 CY	to 115	Loader and Backhoe Buckets included.	hour	\$ 49.55
8580	Distributor, Asphalt	Tank Capacity Mounted on Trailer	550 Gal	16	burners, insulated tank, and circulating spray bar.	hour	\$ 14.97
8581	Distributor, Asphalt	Tank Capacity Mounted on Trailer	1000 Gal	38	Truck Mounted. Includes burners, insulated tank, and circulating spray bar. Include truck rate.	hour	\$ 22.45
8582	Distributor, Asphalt	Tank Capacity Mounted on Truck	4000 Gal		Truck Mounted. Includes burners, insulated tank, and circulating spray bar. Include truck rate.	hour	\$ 32.52
8583	Distributor	ETNYRE Oil Distributor Model - PB348		300		hour	\$ 43.57
8584	Distributor	ETNYRE Quad Chip Spreader		280		hour	\$ 90.67
8590	Trailer, Dump	Capacity	20 CY	0	Does not include Prime Mover.	hour	\$ 13.13
8591	Trailer, Dump	Capacity	30 CY	0	Does not include Prime Mover.	hour	\$ 13.37
8600	Trailer, Equipment	Capacity	30 Tons	0		hour	\$ 16.71
8601	Trailer, Equipment	Capacity	40 Tons	0		hour	\$ 18.49
8602	Trailer, Equipment	Capacity	60 Tons	0		hour	\$ 19.30
8603	Trailer, Equipment	Capacity	120 Tons	0		hour	\$ 30.52
8610	Trailer, Water	Tank Capacity	4000 Gal	0	Includes a centrifugal pump with sump and a rear spraybar.	hour	\$ 15.85
8611	Trailer, Water	Tank Capacity	6000 Gal	0	Includes a centrifugal pump with sump and a rear spraybar.	hour	\$ 19.49
8612	Trailer, Water	Tank Capacity	10000 Gal	0	Includes a centrifugal pump with sump and a rear spraybar.	hour	\$ 22.76
8613	Trailer, Water	Tank Capacity	14000 Gal	0	Includes a centrifugal pump with sump and a rear spraybar.	hour	\$ 28.39
8614	Truck- Water Tanker	1000 gal. tank		175		hour	\$ 35.84
8620	Tub Grinder			to 440		hour	\$ 98.30
8621	Tub Grinder			to 630		hour	\$ 148.62
8622	Tub Grinder			to 760		hour	\$ 189.56
8623	Tub Grinder			to 1000		hour	\$ 332.79
8627	Horizontal Grinder	Model HG6000		630		hour	\$ 59.12
8628	Stump Grinder	1988 Vermeer SC-112		102		hour	\$ 48.59
8629	Stump Grinder	24" grinding wheel		110		hour	\$ 46.31
8630	Sprayer, Seed	Working Capacity	750 Gal	to 30	Trailer & truck mounted. Does not include Prime Mover.	hour	\$ 14.78
8631	Sprayer, Seed	Working Capacity	1250 Gal	to 50	Trailer & truck mounted. Does not include Prime Mover.	hour	\$ 19.74
8632	Sprayer, Seed	Working Capacity	3500 Gal	to 115	Trailer & truck mounted. Does not include Prime Mover.	hour	\$ 32.52
8633	Mulcher, Trailer Mntd	Working Capacity	7 TPH	to 35		hour	\$ 15.59


8534	Mulcher, Trailer Mntd	Working Capacity	10 TPH	to 55		hour	\$ 23.12
8535	Mulcher, Trailer Mntd	Working Capacity	20 TPH	to 120		hour	\$ 33.58
8536	Scraper	Soil Recycler WR 2400	w 317 gal fuel tank	563		hour	\$ 255.76
8537	Trailer CAT	Double Belly Bottom-dump Trailer	26 CY of soil in one dump	330	13 CY of soil each berry	hour	\$ 95.10
8538	Rake	Barber Beach Sand Rake 600HD, towed		0	Towed by Beach vehicle	hour	\$ 15.78
8539	Chipper	Wildcat 628 Cougar Trommel Screen chipper w belt		125		hour	\$ 35.38
8540	Trailer, Office	Trailer Size	8' x 24'	0	Cargo Size 16ft	hour	\$ 2.31
8541	Trailer, Office	Trailer Size	8' x 32'	0	Cargo Size 24ft	hour	\$ 2.76
8542	Trailer, Office	Trailer Size	10' x 32'	0	Cargo Size 20ft	hour	\$ 3.69
8543	Trailer	Haz-Mat Equipment trailer	8'x18'	0	Move by Tractor to Location	hour	\$ 38.88
8544	Trailer, Covered Utility Trailer	(7' X 16')		0	Move by Tractor to Location	hour	\$ 5.88
8545	Trailer, Dodge Ram	8' x 24' shower trailer- 12 showers		101		hour	\$ 30.33
8546	Trailer, Dodge	8' x 32' flatbed water	25,000 MGWV	200	4x2-Axle	hour	\$ 28.60
8550	Trencher			to 40	Walk-behind, Crawler & Wheel Mounted, Chain and Wheel.	hour	\$ 16.91
8551	Trencher			to 85	Walk-behind, Crawler & Wheel Mounted, Chain and Wheel.	hour	\$ 29.53
8554	Trencher accessories	2008 Griswold Trenchbox		0		hour	\$ 1.96
8560	Plow, Cable	Plow Depth	24 in	to 30		hour	\$ 13.77
8561	Plow, Cable	Plow Depth	36 in	to 65		hour	\$ 40.07
8562	Plow, Cable	Plow Depth	48 in	to 110		hour	\$ 44.60
8570	Derrick, Hydraulic Digger	Max. Boom = 60 Ft, 12,000 Ft-Lb Hydraulic	Lift Capacity 15,500 Lbs	275	Includes hydraulic pole alignment attachment. Include truck rate	hour	\$ 35.07
8571	Derrick, Hydraulic Digger	Max. Boom = 90 Ft, 14000 Ft-Lb Hydraulic	Lift Capacity 26,700 Lbs	310	Includes hydraulic pole alignment attachment. Include truck rate	hour	\$ 58.12
8572	Movax SP-60	28-32 ton Head	134KW	178	Sonic Sidegrip Vibratory Pile Driver	Hour	\$ 109.20
8580	Truck, Fire -Industrial -112Ft Ladder Aerial Platform	Pump/Tank Capacity	3000gpm/1000 gal Water or Foam	600	2-1000gpm Nozzles 1-Each side of Platform	Hour	\$ 198.30
8581	Truck, Fire, Engine Type-1	Pump/Tank Capacity	1000GPM/300gal		Engine, with Pump & Roll	hour	\$ 140.00
8582	Truck, Fire, Engine Type-2	Pump/Tank Capacity	500GPM/300gal		Engine, with Pump & Roll	hour	\$ 132.00
8583	Truck, Fire, Ladder(48ft)(Type-III)	Pump/Tank Capacity	150gpm/500gal,	115-149	Hose 1-1/2"D 500' Long	hour	\$ 119.30
8584	Truck, Fire, Aerial (Cummins (XLR)100Ft Ladder	Pump/Tank Capacity	2000gpm/500gal	450	1500gpm Monitor/Nozzle	hour	\$ 178.00
8585	Truck, Fire, Ladder(48ft)(Type-I)	Pump/Tank Capacity	1000gpm/400gal, 500gpm Master Stream	200-250	Hose 2-1/2"D 1200' Long	hour	\$ 154.00
8586	Truck, Fire, Ladder(48ft)(Type-II)	Pump/Tank Capacity	500gpm/300gal,	100-199	Hose 2-1/2"D 1000' Long	hour	\$ 131.50
8587	Truck, Fire, Support Water Tender S1	Pump/Tank Capacity	300GPM/4000+gal	115-149	S1 Water Tender	hour	\$ 114.50
8588	Truck, Fire, Support Water Tender S2	Pump/Tank Capacity	200GPM/2500+gal		S2 Water Tender	hour	\$ 103.50
8589	Truck, Fire, Support Water Tender S3	Pump/Tank Capacity	200GPM/1000+gal		S3 Water Tender	hour	\$ 79.00
8590	Truck, Fire - Water Tender	Pump Capacity	1000 GPM @150 psi			hour	\$ 70.33
8591	Truck, Fire, Tanker	Pump/Tank Capacity	1250 GPM/2500 gal	500		hour	\$ 74.57
8592	Truck, Fire, Pumper	Pump/Tank Capacity	1500 GPM/1000 gal	500		hour	\$ 81.10
8593	Truck, Fire, Pumper	Pump Capacity	2000 GPM			hour	\$ 84.04
8594	Truck, Fire Aerial Ladder (75Ft)	Pump/Tank Capacity	1500GPM/600 gal	475		hour	\$ 121.00
8595	Truck, Fire Aerial Ladder (150Ft)	Ladder length	150 FT		No Platform,	hour	\$ 146.43
8596	Truck, Fire (Rescue)	No Ladder		330	Rescue Equipment	hour	\$ 96.36
8597	Truck, Fire, Tactical Water Tender T1	Pump/Tank Capacity	250GPM/2000+gal	175		hour	\$ 119.50
8598	Truck, Fire, Tactical Water Tender T2	Pump/Tank Capacity	250GPM/1000+gal			hour	\$ 102.67
8599	Truck, Fire, Engine Type-3	Pump/Tank Capacity	150GPM/500gal		Engine, with Pump & Roll	hour	\$ 126.50
8700	Truck, Flatbed	Maximum Gvw	15000 Lbs	to 200	Diesel Engine	hour	\$ 25.46
8701	Truck, Flatbed	Maximum Gvw	25000 Lbs	to 275	Gasoline Engine	hour	\$ 40.36
8701-1	Truck, Flatbed	Maximum Gvw	25000 Lbs	200	Diesel Engine	hour	\$ 28.55
8702	Truck, Flatbed	Maximum Gvw	30000 Lbs	217	Diesel Engine	hour	\$ 32.90
8703	Truck, Flatbed	Maximum Gvw	45000 Lbs	to 380	Diesel Engine	hour	\$ 52.73
8708	Trailer, semi	48ft to 53ft, flat-bed, freight, two axle	50,000+ gvw	0		hour	\$ 8.67
8709	Trailer, semi	enclosed 48 ft to 53 ft, two axles	50,000+ gvw	0	Enclosed	hour	\$ 9.82
8710	Trailer, semi	28ft, single axle, freight	25,000 gvw	0		hour	\$ 10.01

8711	Flat bed utility trailer	6 ton		0		hour	\$ 3.21
8712	Cleaner, Sewer/Catch Basin	Hopper Capacity	5 CY	50	Truck Mounted, (350 gal)	hour	\$ 25.51
8713	Cleaner, Sewer/Catch Basin	Hopper Capacity	14 CY	60	Truck Mounted, (1500 Gal)	hour	\$ 32.02
8714	Vector-Combined Sewer Cleaning	800 Gal Spoils/400 Gal Water	500/800 gal	190	with water & waste Tanks	hour	\$ 85.10
8714-1	Vector Combine Vacuum Truck	1500 gal Water	15 Cu Yd	330	with water & waste Tanks	hour	\$ 86.94
8715	Truck, Hydro Vac	model LP555DT	36 - Hp pump	36	Towed by tractor	hour	\$ 16.50
8716	Leaf Vac	Tow by Truck 22,000 cfm capacity		85	Leaf Vac + Truck Code 8811	hour	\$ 52.93
8717	Truck, Vacuum	80,000 GVW		400		hour	\$ 76.72
8718	Litter Picker	model 2007 Barber		0	Towed by tractor	hour	\$ 9.60
8720	Truck, Dump	Struck Capacity	8 CY	to 220		hour	\$ 57.70
8721	Truck, Dump	Struck Capacity	10 CY	to 320		hour	\$ 72.05
8722	Truck, Dump	Struck Capacity	12 CY	to 400		hour	\$ 79.62
8723	Truck, Dump	Struck Capacity	14 CY	to 400		hour	\$ 77.50
8724	Truck, Dump, Off Highway	Struck Capacity	28 CY	to 450		hour	\$ 136.57
8725	Truck, Dump	Struck Capacity	18 CY	to 400		hour	\$ 91.65
8730	Truck, Garbage	Capacity	25 CY	to 255		hour	\$ 49.79
8731	Truck, Garbage	Capacity	32 CY	to 325		hour	\$ 57.06
8733	E-BAM Services	Environmental Beta Attenuation Air Monitor		0	Powered by Solar System	hour	\$ 3.07
8734	Attenuator, safety	that can stop a vehicle at 60 mph		0		hour	\$ 5.64
8735	Truck, Attenuator	2004 Truck Mounted for 60 mph		0		hour	\$ 3.89
8736	Truck, tow	1987 Chevy Kodiak 70		175		hour	\$ 28.73
8744	Van, Custom	Special Service Canteen Truck		350		hour	\$ 18.35
8745	Van, step	model MT10FD		300		hour	\$ 22.05
8746	Van-up to 15 passenger	light duty, class 1		225-300		hour	\$ 20.48
8747	Van-up to 15 passenger	light duty, class 2		225-300		hour	\$ 20.77
8748	Van-cargo	light duty, class 1		225 - 300		hour	\$ 22.44
8749	Van-cargo	light duty, class 2		225-300		hour	\$ 22.68
8750	Vehicle, Small			to 30		hour	\$ 6.41
8753	Vehicle, Recreational			to 10		hour	\$ 2.87
8754	Motor Coach	GVW=50534	56 Passenger + 1-Driver	430	Passenger Transportation	Hour	\$ 63.94
8755	Golf Cart	Capacity	2 person	0	Battery operated	hour	\$ 3.80
8770	Welder, Portable			to 16	Includes ground cable and lead cable.	hour	\$ 4.11
8771	Welder, Portable			to 34	Includes ground cable and lead cable.	hour	\$ 7.21
8772	Welder, Portable			to 50	Includes ground cable and lead cable.	hour	\$ 13.66
8773	Welder, Portable			to 80	Includes ground cable and lead cable.	hour	\$ 13.75
8780	Truck, Water	Tank Capacity	2500 Gal	to 175	Include pump and rear spray system.	hour	\$ 31.05
8781	Truck, Water	Tank Capacity	4000 Gal	to 250	Include pump and rear spray system.	hour	\$ 56.57
8788	Container & roll off truck	Roll off Truck	30 yds.	200	Roll-off-Truck only	hour	\$ 23.73
8789	Truck, Tractor	1997 Freightliner F120		430		hour	\$ 56.81
8790	Truck, Tractor	4 x 2	25000 lbs	to 210		hour	\$ 43.43
8791	Truck, Tractor	4 x 2	35000 lbs	to 330		hour	\$ 47.57
8792	Truck, Tractor	6 x 2	45000 lbs	to 360		hour	\$ 52.98
8794	Truck, freight	Enclosed w/lift gate. Medium duty class 5	gvwr 16000-19500 Lbs	200	4 X 2 Axle (D)	hour	\$ 27.25
8795	Truck, backhoe carrier	Three axle, class 8, heavy duty	over 33000Lbs	260		hour	\$ 34.56
8796	Truck, freight	Enclosed w/lift gate. Heavy duty, class 7	26,001 to 33,000 lbs gvwr	217	4 X 2 Axle (D)	hour	\$ 31.43
8798	Truck	Tilt and roll-back, two axle, class 7 heavy duty,	to 33,000 gvwr	217	4 X 2 Axle (D)	hour	\$ 32.13
8799	Truck	Tilt and roll back, three axle, class 8 heavy duty	over 33,001+ gvwr	280	6 X 4 Axle (D)	hour	\$ 42.33
8800	Truck, Pickup				When transporting people.	mile	\$ 0.545
8801	Truck, Pickup	1/2-ton Pickup Truck	4x2-Axle	160		hour	\$ 12.78
8802	Truck, Pickup	1-ton Pickup Truck	4x2-Axle	234		hour	\$ 17.91
8803	Truck, Pickup	1 1/4-ton Pickup Truck	4x2-Axle	260		hour	\$ 21.10
8804	Truck, Pickup	1 1/2-ton Pickup Truck	4x2-Axle	300		hour	\$ 23.22

8805	Truck, Pickup	1 3/4-ton Pickup Truck	4x2-Axle	300		hour	\$ 24.85
8806	Truck, Pickup	3/4-ton Pickup Truck	4x2-Axle	165		hour	\$ 14.32
8807	Truck, Pickup	3/4-ton Pickup Truck	4x4-Axle	285	Crew	hour	\$ 22.64
8808	Truck, Pickup	1-ton Pickup Truck	4x4-Axle	340	Crew	hour	\$ 22.99
8809	Truck, Pickup	1 1/4-ton Pickup Truck	4x4-Axle	360	Crew	hour	\$ 26.55
8810	Truck, Pickup	1 1/2-ton Pickup Truck	4x4-Axle	382	Crew	hour	\$ 28.82
8811	Truck, Pickup	1 3/4-ton Pickup Truck	4x4-Axle	362	Crew	hour	\$ 27.55
8820	Skidder accessory	2005 JCB Grapple Claw		0		hour	\$ 1.75
8821	Forklift, accessory	2005 ACS Grapple Bucket		0		hour	\$ 1.56
8822	Truck, Loader	Debris/Log (Knuckleboom Loader/Truck)		230		hour	\$ 53.22
8823	Chipper- Wood Recycler	Cat 16 engine		700		hour	\$ 118.50
8824	Skidder	model Cat 525B		up to 160		hour	\$ 64.79
8825	Skidder	40K lbs- model Cat 525C		161 and up		hour	\$ 128.67
8840	Truck, service	fuel and lube	up to 26,000 gwvr	215-225		hour	\$ 40.19
8841	Truck, fuel	2009 International 1,800 gal. storage tank		200		hour	\$ 32.01
8842	Mobile Command Trailer	(8' X 28') with 7.5 KW Generator		0	Move to Location by Tractor	hour	\$ 14.73
8843	Mobile Response Trailer	(8' X 31') with 4.5 KW Generator?		0	Move to Location by Tractor	hour	\$ 13.87
8844	Mobile Command Center	(unlifted) (RV) Utilmaster MP-35	43 FT Long with Generator	400		hour	\$ 86.10
8845	Mobile Command Post Vehicle	(RV) (In- Motion)	22-Ft Long	340		hour	\$ 31.55
8846	Mobile Command Post Vehicle	(RV) (Stationary) w/9.6 KW Generator	22-Ft Long	340		hour	\$ 20.33
8847	Mobile Command Center (Trailer)	48'x8' Trailer, Fully Equiped Mobile Command Center	48-Ft Long	0	Move to Location by Tractor	hour	\$ 31.69
8848	Mobile Command Center (Trailer)	48'x8' When being Moved w/Truck Tractor		310		hour	\$ 50.69
8849	Mobile Command Center	43'x8.5' x 13.5'H with self 30kw Generator		280	Generator Rate not Included	hour	\$ 55.37
8850	Mobile Command Center	2007-Freightliner MT-55, (RV)		260		hour	\$ 47.12
8851	Mobile Command Van	1990- Ford Econoline-Communication Van		230	Communication Equipment	hour	\$ 42.78
8852	Mobile Command Center	47.5' X 8.75 Fully Equip' (In motion) (RV)		410		hour	\$ 68.04
8853	Mobile Command Center	47.5' X 8.75 Fully Equip' (Stationary)		410		hour	\$ 45.89
8854	Mobile Command Vehicle	53' X 8.75 Fully Equip		480-550		hour	\$ 98.84
8870	Light Tower	Terex/Amida AL 4000. with (4) 500 watt lights	w/10kw power unit	13.5		hour	\$ 11.11
8871	Light Tower	2004 Almand				hour	\$ 6.93
8872	SandBagger Machine	(Spider) automatic	w/Vibration & Conveyor Motors	2-4.5		hour	\$ 49.42
8900	Helicopter	OH-58 KIOWA (Military) is the same as "Bell-206B3		420		hour	\$ 487.00
8901	Helicopter	OH-58 KIOWA (Military) is the same as "Bell-206BR		420		hour	\$ 489.00
8902	Helicopter	Model Bell 206-L3 Jet Range Helicopter		650	Jet Range III-Helicopter	hour	\$ 575.00
8903	Helicopter	Model Bell 206L1 Long Ranger		650	Long Ranger	hour	\$ 585.47
8904	Helicopter	Model Bell 206LT Long Range Twinranger		450	Twinranger	hour	\$ 763.30
8905	Helicopter	Model Bell 407 EMS- Ambulance		250		hour	\$ 625.35
8906	Piper-Fixed wing	Model Navajo PA-31		310		hour	\$ 476.60
8907	Piper-Fixed wing	PA-31-350, Navajo Chlftn tw'n engine		350		hour	\$ 507.20
8908	Sikorsky Helicopter	Model UH-60 (Blackhawk) medium lift	Medium Lift	1890	Fire Fighter Same as S70C	hour	\$ 2,974.45
8909	Helicopter	Model UH-A (Blackhawk) Medium Lift	Medium Lift	1890	Fire Fighter	hour	\$ 5,559.04
8910	Boeing Helicopter	Model CH-47 (Chinook) heavy lift	Heavy Lift	2850	Fire Fighter	hour	\$ 10,857.50
8911	Helicopter- light utility	Model Bell 407GX- 7 seater	7-Seaters	675	Passenger Aircraft	hour	\$ 620.38
8912	Helicopter- light utility	Model Bell 206L- 7 seater	7-Seaters	420	Passenger Aircraft	hour	\$ 607.92
8913	Helicopter	Model Bell-206L4		726		hour	\$ 570.24
8914	King Air 200 Turboprop Aircraft	Blackhawk King Air B200XP61		669		hour	\$ 1,318.11
8915	Turboprops Blackhawk Aircraft	Blackhawk Caravan XP42 A		850		hour	\$ 738.12
8916	Turboprops Blackhawk Aircraft	King Air C90 XP135 A		550		hour	\$ 1,108.33
8917	Aerostar Piston Aircraft	Aerostar 601P		290		hour	\$ 468.67
8918	Bell UH -1H Huey Helicopter II	Engine:1 x Lycoming T63-L-11 turboshaft		1100	Travel Range 253 Nautical Miles	hour	\$ 1,376.74

8943	Wire Puller Machine	Overhead Wire Pulling Machine		30	Overhead/Underground Wire Pulling Machine	hour	\$	20.16
8944	Wire Tensioning Machine	3000 Lbs			Overhead Wire Tensioning Machine	hour	\$	14.84
8945	Aerial Lift - 20 Ft High	model 2008 Genie Scissor Lift	1000 Lbs		24 Volt	hour	\$	6.44

Public Service Authority Resource Request Form



Full Name *

.....

Department *

.....

Contact Number *

.....

Email Address *

.....

Confirm Email Address *

.....

Resource Requested
(Please give a *detailed* answer of the item/resource/work requested and how/when it will be used.) *

.....

Time Frame of Work Request *

Submit

CARROLL COUNTY PUBLIC SERVICE AUTHORITY
Trial Balance

Date : 4/9/2020 3:14:15 PM

User Name : DANA

Fund : 100 GENERAL		Year to Date		Current Month	
Fiscal Year : 2019 - 2020		Debit	Credit	Debit	Credit
Period Ending as of March					
00.000100	NATURAL GAS.....	0.00	0.00	0.00	0.00
00.100300	PETTY CASH ACCT.....	0.00	0.00	0.00	0.00
00.100400	EXIT 1 WATER/SEWER CONST. LOVES.....	0.00	0.00	0.00	0.00
00.100500	Operating Account - CB.....	5,795.50	0.00	0.00	0.00
00.100600	OPERATING (NB).....	924.53	0.00	0.00	0.00
00.101000	Gladeville/Cranberry FMHA Revenue.....	0.00	0.00	0.00	0.00
00.101100	CCPSA.....	6,013.71	0.00	0.00	0.00
00.101200	FANCY GAP WATER CONSTRUCTION.....	0.00	0.00	0.00	0.00
00.101300	FANCY GAP SEWER CONSTRUCTION.....	0.00	0.00	0.00	0.00
00.101400	CLIFFVIEW CONST.....	0.00	0.00	0.00	0.00
00.101500	Gladeville/Cranberry Sewer Revenue.....	0.00	0.00	0.00	0.00
00.101600	GLADEVILLE/CRANBERRY SEWER (NB).....	0.00	0.00	0.00	0.00
00.103100	COON RIDGE.....	0.00	0.00	0.00	0.00
00.104000	Woodlawn FMHA Project Revenue.....	0.00	0.00	0.00	0.00
00.104100	WOODLAWN WATER (NB).....	0.00	0.00	0.00	0.00
00.104900	RT. 100 WATER (NB).....	0.00	0.00	0.00	0.00
00.105000	Rt 100 FMHA Project Revenue.....	0.00	0.00	0.00	0.00
00.105100	RT. 100 WATER.....	0.00	0.00	0.00	0.00
00.106000	Debt Revenue Account.....	529,527.13	0.00	0.00	0.00
00.106100	O & M RESERVE.....	121,386.53	0.00	0.00	0.00
00.106200	SHORT LIVED ASSETS.....	118,511.15	0.00	0.00	0.00
00.106500	Cana Water Revenue.....	0.00	0.00	0.00	0.00
00.106600	CANA WATER (NB).....	0.00	0.00	0.00	0.00
00.107000	620 AIRPORT ROAD REVENUE.....	0.00	0.00	0.00	0.00
00.107100	AIRPORT/620 WATER (NB).....	0.00	0.00	0.00	0.00
00.107300	CONSTRUCTION ACCOUNTS PAYABLE.....	637,712.13	0.00	0.00	0.00
00.107500	Honeycutt Dam Water Project (NB).....	0.00	0.00	0.00	0.00
00.108000	620/AIRPORT ROAD CONST. (NB).....	0.00	0.00	0.00	0.00
00.108200	HAPPY HOLLOW CONSTRUCTION.....	0.00	0.00	0.00	0.00
00.108500	Woodawn Sewer Const. (NB).....	0.00	0.00	0.00	0.00
00.108700	REGIONAL WATER CONST.....	0.00	0.00	0.00	0.00
00.109000	EXIT 19 SEWER CONST.....	0.00	0.00	0.00	0.00
00.109100	HONEYCUTT DAM WATER PROJECT.....	0.00	0.00	0.00	0.00
00.109200	AIRPORT ROAD.....	0.00	0.00	0.00	0.00
00.109300	WOODLAWN SEWER.....	0.00	0.00	0.00	0.00
00.109400	WHITETOWN/LITTLE VINE WATER.....	0.00	0.00	0.00	0.00
00.109500	RT. 100 WATER CONST.....	0.00	0.00	0.00	0.00
00.110000	A/R WATER.....	0.00	0.00	0.00	0.00
95.110000	A/R WATER.....	0.00	0.00	0.00	0.00
00.110001	A/R SEWER.....	0.00	0.00	0.00	0.00
98.110001	A/R SEWER.....	0.00	0.00	0.00	0.00
95.110002	A/R STATE FEE.....	0.00	0.00	0.00	0.00
95.110003	A/R WATER DEPOSIT.....	0.00	0.00	0.00	0.00
98.110004	A/R SEWER DEPOSIT.....	0.00	0.00	0.00	0.00
95.110005	A/R FIRE SERVICE FEE.....	0.00	0.00	0.00	0.00
95.110007	A/R WRITE OFF.....	0.00	0.00	0.00	0.00
00.110008	A/R OTHER.....	0.00	0.00	0.00	0.00
95.110008	A/R OTHER.....	0.00	0.00	0.00	0.00
98.110008	A/R OTHER.....	0.00	0.00	0.00	0.00
95.110009	A/R WATER PENALTY.....	0.00	0.00	0.00	0.00

CARROLL COUNTY PUBLIC SERVICE AUTHORITY
Trial Balance

Date : 4/9/2020 3:14:15 PM

User Name : DANA

Fund : 200 WATER

Fiscal Year : 2019 - 2020

Period Ending as of March	Year to Date		Current Month	
	Debit	Credit	Debit	Credit
00.000100 NATURAL GAS.....	0.00	0.00	0.00	0.00
27.000100 NATURAL GAS.....	0.00	0.00	0.00	0.00
86.000100 NATURAL GAS.....	0.00	0.00	0.00	0.00
95.000100 NATURAL GAS.....	0.00	0.00	0.00	0.00
00.000101 CASH-WATER.....	0.00	0.00	0.00	0.00
95.004093 WYTHE CO REIMBURSE.....	0.00	0.00	0.00	0.00
00.004094 WYTHECO WATER PURCHASES.....	0.00	0.00	0.00	0.00
95.004094 WYTHECO WATER PURCHASES.....	0.00	0.00	0.00	0.00
00.100000 Pooled Allocation.....	0.00	0.00	0.00	0.00
00.100400 EXIT 1 WATER/SEWER CONST. LOVES.....	0.00	0.00	0.00	0.00
90.100400 EXIT 1 WATER/SEWER CONST. LOVES.....	0.00	0.00	0.00	0.00
00.100500 Operating Account - CB.....	6.19	0.00	0.00	0.00
95.100500 Operating Account - CB.....	81.46	0.00	1.08	0.00
00.100600 OPERATING (NB).....	8,615,322.47	0.00	124,778.74	0.00
27.100600 OPERATING (NB).....	0.00	29,702.88	0.00	0.00
95.100600 OPERATING (NB).....	0.00	8,605,911.20	0.00	123,256.20
00.101000 Gladeville/Cranberry FMHA Revenue.....	0.00	0.00	0.00	0.00
95.101000 Gladeville/Cranberry FMHA Revenue.....	0.00	0.00	0.00	0.00
00.101100 CCPSA.....	0.00	2,215,752.05	12,259.62	0.00
27.101100 CCPSA.....	3,904.00	0.00	0.00	0.00
95.101100 CCPSA.....	3,120,647.59	0.00	126.76	0.00
98.101100 CCPSA.....	0.00	0.00	0.00	0.00
00.101200 FANCY GAP WATER CONSTRUCTION.....	0.00	0.00	0.00	0.00
84.101200 FANCY GAP WATER CONSTRUCTION.....	0.00	0.00	0.00	0.00
86.101200 FANCY GAP WATER CONSTRUCTION.....	0.00	0.00	0.00	0.00
95.101200 FANCY GAP WATER CONSTRUCTION.....	0.00	0.00	0.00	0.00
84.101300 FANCY GAP SEWER CONSTRUCTION.....	0.00	0.00	0.00	0.00
95.101300 FANCY GAP SEWER CONSTRUCTION.....	0.00	0.00	0.00	0.00
00.101400 CLIFFVIEW CONST.....	0.00	0.00	0.00	0.00
27.101400 CLIFFVIEW CONST.....	0.00	0.00	0.00	0.00
95.101400 CLIFFVIEW CONST.....	0.00	0.00	0.00	0.00
00.103100 COON RIDGE.....	0.00	0.00	0.00	0.00
27.103100 COON RIDGE.....	0.00	0.00	0.00	0.00
93.103100 COON RIDGE.....	0.00	0.00	0.00	0.00
00.105900 620 DEBT RESERVE.....	140,372.40	0.00	0.00	0.00
65.105900 620 DEBT RESERVE.....	0.00	0.00	0.00	0.00
95.105900 620 DEBT RESERVE.....	8,054.74	0.00	194.33	0.00
00.106000 Debt Revenue Account.....	223,813.85	0.00	0.00	0.00
95.106000 Debt Revenue Account.....	41,625.09	0.00	772.83	0.00
00.106100 O & M RESERVE.....	0.00	77,822.00	2,500.00	0.00
95.106100 O & M RESERVE.....	4,103.71	0.00	56.40	0.00
00.106200 SHORT LIVED ASSETS.....	0.00	132,451.21	2,500.00	0.00
95.106200 SHORT LIVED ASSETS.....	5,254.72	0.00	71.08	0.00
95.107000 620 AIRPORT ROAD REVENUE.....	0.00	0.00	0.00	0.00
00.107300 CONSTRUCTION ACCOUNTS PAYABLE.....	0.00	54,345.97	0.00	0.00
11.107300 CONSTRUCTION ACCOUNTS PAYABLE.....	0.00	0.00	0.00	0.00
27.107300 CONSTRUCTION ACCOUNTS PAYABLE.....	373,249.71	0.00	0.00	0.00
85.107300 CONSTRUCTION ACCOUNTS PAYABLE.....	0.00	48,988.00	0.00	0.00
86.107300 CONSTRUCTION ACCOUNTS PAYABLE.....	0.00	158,008.35	0.00	0.00
90.107300 CONSTRUCTION ACCOUNTS PAYABLE.....	0.00	81,656.03	0.00	0.00

CARROLL COUNTY PUBLIC SERVICE AUTHORITY
Trial Balance

Date : 4/9/2020 3:14:15 PM

User Name : DANA

Fund : 200 WATER

Fiscal Year : 2019 - 2020

Period Ending as of March	Year to Date		Current Month	
	Debit	Credit	Debit	Credit
93.107300 CONSTRUCTION ACCOUNTS PAYABLE.....	0.00	175,955.29	0.00	0.00
95.107300 CONSTRUCTION ACCOUNTS PAYABLE.....	0.00	295,958.10	0.73	0.00
95.108000 620/AIRPORT ROAD CONST. (NB).....	0.00	0.00	0.00	0.00
00.108700 REGIONAL WATER CONST.....	0.00	0.00	0.00	0.00
85.108700 REGIONAL WATER CONST.....	0.00	0.00	0.00	0.00
95.108700 REGIONAL WATER CONST.....	0.00	0.00	0.00	0.00
95.110000 A/R WATER.....	323,149.19	0.00	0.00	7,627.78
95.110001 A/R SEWER.....	0.00	101.20	0.00	0.00
98.110001 A/R SEWER.....	0.00	0.00	0.00	0.00
95.110002 A/R STATE FEE.....	1,035.23	0.00	0.00	64.90
95.110003 A/R WATER DEPOSIT.....	0.00	1,393.24	50.00	0.00
95.110005 A/R FIRE SERVICE FEE.....	6,501.17	0.00	405.02	0.00
00.110008 A/R OTHER.....	0.00	0.00	0.00	0.00
95.110008 A/R OTHER.....	0.00	75,449.17	0.00	770.16
00.110009 A/R WATER PENALTY.....	0.00	0.00	0.00	0.00
95.110009 A/R WATER PENALTY.....	74,701.75	0.00	0.00	6,266.29
95.110010 A/R SEWER PENALTY.....	0.00	0.00	0.00	0.00
95.110020 GRANTS R WATER.....	0.00	0.00	0.00	0.00
95.110021 OTHER RECEIVABLE.....	96,307.91	0.00	0.00	0.00
95.110026 ALLOW BAD DEBT WATER.....	0.00	143,089.43	0.00	0.98
95.110028 PREPAID EXPENSES WATER.....	36,554.00	0.00	0.00	0.00
95.110032 FIXED ASSETS WATER.....	37,942,647.84	0.00	0.00	0.00
95.110034 CONSTRUCTION IN PROCESS WATER.....	90,267.05	0.00	0.00	0.00
95.110036 ACCUMULATED DEPRECIATION WATER.....	0.00	10,537,960.88	0.00	0.00
95.110040 DUE TO CARROLL COUNTY WATER.....	0.00	58,390.19	0.00	0.00
95.110041 DUE TO CARROLL COUNTY SEWER.....	0.00	0.00	0.00	0.00
95.110042 DEBT WATER.....	0.00	16,640,423.78	0.00	0.00
95.110044 INTEREST PAYABLE WATER.....	0.00	32,869.51	0.00	0.00
95.110048 CONSUMER DEPOSITS WATER.....	0.00	73,729.92	0.00	0.00
95.110051 ACCRUED LEAVE SEWER.....	0.00	69,893.71	0.00	0.00
95.110100 NOTE RECEIVABLE.....	355,373.43	0.00	0.00	0.00
00.201000 Accounts Payable.....	0.00	46,287.03	0.00	0.00
11.201000 Accounts Payable.....	0.00	0.00	0.00	0.00
27.201000 Accounts Payable.....	0.00	0.00	0.00	0.00
85.201000 Accounts Payable.....	0.00	0.00	0.00	0.00
86.201000 Accounts Payable.....	0.00	0.00	0.00	0.00
90.201000 Accounts Payable.....	0.00	0.00	0.00	0.00
93.201000 Accounts Payable.....	0.00	0.00	0.00	0.00
95.201000 Accounts Payable.....	0.00	0.00	0.00	0.00
95.220003 WATER LIABILITY.....	1,550.00	0.00	0.00	75.00
95.230001 CONSTRUCTION PAYABLE WATER.....	0.00	0.00	0.00	0.00
95.231000 Net Pension Liability.....	0.00	365,057.00	0.00	0.00
95.290000 Deferred unflows-VRS.....	36,230.13	0.00	0.00	0.00
95.290001 Defered Inflows- VRS.....	0.00	12,582.00	0.00	0.00
95.299999 TRANSFER CASH.....	883,989.01	0.00	0.00	0.00
95.300000 Retained Earning.....	0.00	0.00	0.00	0.00
00.310000 Retained Earnings.....	0.00	120,532.48	0.00	0.00
11.310000 Retained Earnings.....	1,969.70	0.00	0.00	0.00
27.310000 Retained Earnings.....	0.00	982,384.45	0.00	0.00
84.310000 Retained Earnings.....	0.00	20.07	0.00	0.00

CARROLL COUNTY PUBLIC SERVICE AUTHORITY

Trial Balance

Date : 4/9/2020 3:14:15 PM

User Name : DANA

Fund : 200 WATER		Year to Date		Current Month	
Fiscal Year : 2019 - 2020		Debit	Credit	Debit	Credit
Period Ending as of March					
85.310000	Retained Earnings.....	91.25	0.00	0.00	0.00
86.310000	Retained Earnings.....	0.00	126,957.21	0.00	0.00
90.310000	Retained Earnings.....	0.00	532,895.63	0.00	0.00
93.310000	Retained Earnings.....	0.00	342,487.46	0.00	0.00
95.310000	Retained Earnings.....	0.00	10,036,250.62	0.00	0.00
98.310000	Retained Earnings.....	7.75	0.00	0.00	0.00
00.352000	Budgetary Revenues.....	0.00	0.00	0.00	0.00
27.352000	Budgetary Revenues.....	0.00	0.00	0.00	0.00
65.352000	Budgetary Revenues.....	0.00	0.00	0.00	0.00
84.352000	Budgetary Revenues.....	0.00	0.00	0.00	0.00
85.352000	Budgetary Revenues.....	0.00	0.00	0.00	0.00
86.352000	Budgetary Revenues.....	0.00	0.00	0.00	0.00
90.352000	Budgetary Revenues.....	0.00	0.00	0.00	0.00
93.352000	Budgetary Revenues.....	0.00	0.00	0.00	0.00
95.352000	Budgetary Revenues.....	3,083,045.65	0.00	0.00	0.00
98.352000	Budgetary Revenues.....	0.00	0.00	0.00	0.00
00.352500	Budgetary Expenses.....	0.00	0.00	0.00	0.00
11.352500	Budgetary Expenses.....	0.00	0.00	0.00	0.00
27.352500	Budgetary Expenses.....	0.00	0.00	0.00	0.00
80.352500	Budgetary Expenses.....	0.00	0.00	0.00	0.00
85.352500	Budgetary Expenses.....	0.00	0.00	0.00	0.00
86.352500	Budgetary Expenses.....	0.00	0.00	0.00	0.00
90.352500	Budgetary Expenses.....	0.00	0.00	0.00	0.00
93.352500	Budgetary Expenses.....	0.00	0.00	0.00	0.00
95.352500	Budgetary Expenses.....	0.00	3,083,045.65	0.00	0.00
00.353000	Budgetary Fund Balance.....	0.00	0.00	0.00	0.00
11.353000	Budgetary Fund Balance.....	0.00	0.00	0.00	0.00
27.353000	Budgetary Fund Balance.....	0.00	0.00	0.00	0.00
65.353000	Budgetary Fund Balance.....	0.00	0.00	0.00	0.00
80.353000	Budgetary Fund Balance.....	0.00	0.00	0.00	0.00
84.353000	Budgetary Fund Balance.....	0.00	0.00	0.00	0.00
85.353000	Budgetary Fund Balance.....	0.00	0.00	0.00	0.00
86.353000	Budgetary Fund Balance.....	0.00	0.00	0.00	0.00
90.353000	Budgetary Fund Balance.....	0.00	0.00	0.00	0.00
93.353000	Budgetary Fund Balance.....	0.00	0.00	0.00	0.00
95.353000	Budgetary Fund Balance.....	0.00	0.00	0.00	0.00
98.353000	Budgetary Fund Balance.....	0.00	0.00	0.00	0.00
95.400000	Grant Revenue.....	0.00	1,231.41	0.00	0.00
95.400200	Service Fee Revenue.....	0.00	1,605,111.73	0.00	160,708.72
98.400200	Service Fee Revenue.....	0.00	0.00	0.00	0.00
95.400210	Hook Up Fee Revenue.....	0.00	63,795.48	0.00	15,450.02
98.400210	Hook Up Fee Revenue.....	0.00	0.00	0.00	0.00
95.400220	Deposits.....	0.00	0.00	0.00	0.00
95.400230	Fire Service Revenue.....	0.00	17,322.45	0.00	1,905.01
95.400240	State Fee Revenue.....	0.00	11,199.70	2.95	0.00
86.400250	Penalty Revenue.....	0.00	0.00	0.00	0.00
90.400250	Penalty Revenue.....	0.00	0.00	0.00	0.00
95.400250	Penalty Revenue.....	3,788.85	0.00	18.18	0.00
98.400250	Penalty Revenue.....	0.00	0.00	0.00	0.00
00.400260	Interest Revenue.....	0.00	0.00	0.00	0.00

CARROLL COUNTY PUBLIC SERVICE AUTHORITY
Trial Balance

Date : 4/9/2020 3:14:15 PM

User Name : DANA

Fund : 200 WATER

Fiscal Year : 2019 - 2020

Period Ending as of March		Year to Date		Current Month	
		Debit	Credit	Debit	Credit
27.400260	Interest Revenue.....	0.00	0.00	0.00	0.00
65.400260	Interest Revenue.....	0.00	0.00	0.00	0.00
84.400260	Interest Revenue.....	0.00	0.00	0.00	0.00
85.400260	Interest Revenue.....	0.00	0.00	0.00	0.00
86.400260	Interest Revenue.....	0.00	0.00	0.00	0.00
90.400260	Interest Revenue.....	0.00	0.00	0.00	0.00
93.400260	Interest Revenue.....	0.00	0.00	0.00	0.00
95.400260	Interest Revenue.....	0.00	11,444.00	0.00	1,251.79
95.400270	Miscellaneous Revenue.....	0.00	72,554.88	0.00	4,705.44
98.400270	Miscellaneous Revenue.....	0.00	0.00	0.00	0.00
95.400280	Wythe Co. Reim. Debt LRW.....	0.00	0.00	0.00	0.00
95.400300	Carryover.....	0.00	0.00	0.00	0.00
95.402600	Water Service Fee.....	0.00	113.02	0.00	0.00
00.405000	Interest Revenue.....	0.00	0.00	0.00	0.00
95.405000	Interest Revenue.....	0.00	0.00	0.00	0.00
00.410000	Transfer From County.....	0.00	0.00	0.00	0.00
95.410000	Transfer From County.....	0.00	0.00	0.00	0.00
95.411000	VA Water Project.....	0.00	0.00	0.00	0.00
95.412000	AVAILABILITY FEE.....	0.00	0.00	0.00	0.00
95.412500	RECOVERED PROJECT EXPENSE.....	0.00	0.00	0.00	0.00
00.420000	FMHA Loan/Grant Proceeds G/C.....	0.00	0.00	0.00	0.00
27.420000	FMHA Loan/Grant Proceeds G/C.....	0.00	0.00	0.00	0.00
86.420000	FMHA Loan/Grant Proceeds G/C.....	0.00	0.00	0.00	0.00
90.420000	FMHA Loan/Grant Proceeds G/C.....	0.00	0.00	0.00	0.00
93.420000	FMHA Loan/Grant Proceeds G/C.....	0.00	0.00	0.00	0.00
95.420000	FMHA Loan/Grant Proceeds G/C.....	0.00	0.00	0.00	0.00
27.423000	RURAL DEVELOPMENT.....	0.00	0.00	0.00	0.00
90.423000	RURAL DEVELOPMENT.....	0.00	0.00	0.00	0.00
93.423000	RURAL DEVELOPMENT.....	0.00	0.00	0.00	0.00
27.424000	MOUNT RODGERS GRANT.....	0.00	0.00	0.00	0.00
95.440000	Other Collections.....	0.00	25,324.71	0.00	0.00
95.450000	County Contributions.....	0.00	0.00	0.00	0.00
11.500020	Advertising Expense.....	0.00	0.00	0.00	0.00
85.500020	Advertising Expense.....	0.00	0.00	0.00	0.00
86.500020	Advertising Expense.....	0.00	0.00	0.00	0.00
93.500020	Advertising Expense.....	0.00	0.00	0.00	0.00
95.500020	Advertising Expense.....	0.00	0.00	0.00	0.00
95.500030	Capital Improvement.....	0.00	0.00	0.00	0.00
95.500035	Capitol Projects.....	0.00	0.00	0.00	0.00
27.500040	Contingency.....	0.00	0.00	0.00	0.00
80.500040	Contingency.....	0.00	0.00	0.00	0.00
85.500040	Contingency.....	0.00	0.00	0.00	0.00
86.500040	Contingency.....	0.00	0.00	0.00	0.00
90.500040	Contingency.....	0.00	0.00	0.00	0.00
93.500040	Contingency.....	0.00	0.00	0.00	0.00
95.500040	Contingency.....	0.00	0.00	0.00	0.00
95.500080	Audit Expense.....	15,000.00	0.00	0.00	0.00
85.500220	Chemical Expense.....	0.00	0.00	0.00	0.00
86.500220	Chemical Expense.....	0.00	0.00	0.00	0.00
95.500220	Chemical Expense.....	8,970.32	0.00	2,150.00	0.00

CARROLL COUNTY PUBLIC SERVICE AUTHORITY

Trial Balance

Date : 4/9/2020 3:14:15 PM

User Name : DANA

Fund : 200 WATER

Fiscal Year : 2019 - 2020

Period Ending as of March	Year to Date		Current Month	
	Debit	Credit	Debit	Credit
95.500230 Compensation Board Expense.....	625.00	0.00	0.00	0.00
95.500320 Deposits Refund Expense.....	2,191.14	0.00	335.69	0.00
95.500360 Diesel Expense.....	0.00	0.00	0.00	0.00
95.500370 Due to County.....	0.00	0.00	0.00	0.00
95.500420 Electrical Expense.....	83,709.02	0.00	13,537.42	0.00
95.500450 Equipment Maintenance Expense.....	91,290.78	0.00	29,900.92	0.00
95.500520 FICA Expense.....	2,767.05	0.00	0.00	0.00
95.500550 Fuel Expense.....	13,406.21	0.00	2,501.76	0.00
95.500620 Health Insurance Expense.....	9,232.86	0.00	0.00	0.00
95.500625 Insurance Deductible.....	0.00	0.00	0.00	0.00
95.501120 Lab Testing Expense.....	10,424.27	0.00	1,873.14	0.00
27.501130 Legal Expense.....	0.00	0.00	0.00	0.00
86.501130 Legal Expense.....	0.00	0.00	0.00	0.00
95.501130 Legal Expense.....	2,849.00	0.00	0.00	0.00
95.501150 Liability Insurance Expense.....	0.00	0.00	0.00	0.00
95.501250 Miscellaneous Expense.....	0.00	0.00	0.00	0.00
95.501260 Miss Utility.....	585.90	0.00	57.75	0.00
95.501420 Office Supply Expense.....	7,328.67	0.00	4,175.16	0.00
85.501440 Operation Supply Expense.....	0.00	0.00	0.00	0.00
95.501440 Operation Supply Expense.....	104,885.91	0.00	10,558.56	0.00
95.501520 Personal Contingency Expense.....	0.00	0.00	0.00	0.00
95.501540 Postage Expense.....	19,618.20	0.00	6,610.00	0.00
95.501720 Salary Expense.....	39,617.90	0.00	0.00	0.00
95.501820 Tank Maintenance Expense.....	47,580.69	0.00	0.00	0.00
95.501840 Telephone Expense.....	9,712.54	0.00	1,129.55	0.00
95.501860 TOH Supplies Expense.....	0.00	0.00	0.00	0.00
95.501870 Tools & Equipment Expense.....	27,545.19	0.00	2,058.40	0.00
95.501880 Travel Expense.....	0.00	0.00	0.00	0.00
95.501890 Tuition Expense.....	787.50	0.00	157.50	0.00
95.501920 Unemployment Insurance Expense.....	0.00	0.00	0.00	0.00
95.501940 Uniform Expense.....	4,550.89	0.00	481.58	0.00
95.502020 VDH Fee Expense.....	11,500.00	0.00	0.00	0.00
95.502040 Vehicle Maintenance Expense.....	8,384.31	0.00	1,830.28	0.00
95.502050 Vehicle Expense.....	0.00	0.00	0.00	0.00
95.502060 VRS Expense.....	5,478.02	0.00	0.00	0.00
95.502120 Water Purchase Expense.....	236,597.85	0.00	46,653.79	0.00
95.502125 Sewer Treatment.....	0.00	0.00	0.00	0.00
95.502150 WorkerCompensation Insurance Expense.....	0.00	0.00	0.00	0.00
95.502600 Workers Comp. Ins.....	0.00	0.00	0.00	0.00
11.506000 Misc.....	0.00	0.00	0.00	0.00
27.506000 Misc.....	0.00	0.00	0.00	0.00
27.506600 Engineering.....	0.00	0.00	0.00	0.00
85.506600 Engineering.....	0.00	0.00	0.00	0.00
86.506600 Engineering.....	0.00	0.00	0.00	0.00
90.506600 Engineering.....	0.00	0.00	0.00	0.00
93.506600 Engineering.....	0.00	0.00	0.00	0.00
95.506600 Engineering.....	0.00	0.00	0.00	0.00
86.507700 ATTORNEY FEE.....	0.00	0.00	0.00	0.00
95.514500 Oper. Supplies.....	0.00	0.00	0.00	0.00
95.516000 Debt Retirement.....	0.00	0.00	0.00	0.00

CARROLL COUNTY PUBLIC SERVICE AUTHORITY
Trial Balance

Date : 4/9/2020 3:14:15 PM

User Name : DANA

Fund : 200 WATER

Fiscal Year : 2019 - 2020

Period Ending as of March	Year to Date		Current Month	
	Debit	Credit	Debit	Credit
27.516100 INTEREST ONLY PAYMENT.....	0.00	0.00	0.00	0.00
90.516100 INTEREST ONLY PAYMENT.....	0.00	0.00	0.00	0.00
93.516100 INTEREST ONLY PAYMENT.....	0.00	0.00	0.00	0.00
95.516100 INTEREST ONLY PAYMENT.....	0.00	0.00	0.00	0.00
00.516500 Contigency.....	0.00	0.00	0.00	0.00
90.517200 LEGAL.....	0.00	0.00	0.00	0.00
95.518600 NRRW Debt Service.....	0.00	0.00	0.00	0.00
00.522500 CONTRACTOR PAY REQUEST.....	0.00	0.00	0.00	0.00
11.522500 CONTRACTOR PAY REQUEST.....	0.00	0.00	0.00	0.00
27.522500 CONTRACTOR PAY REQUEST.....	0.00	0.00	0.00	0.00
90.522500 CONTRACTOR PAY REQUEST.....	0.00	0.00	0.00	0.00
95.522500 CONTRACTOR PAY REQUEST.....	0.00	0.00	0.00	0.00
93.522800 INTEREST.....	0.00	0.00	0.00	0.00
27.523000 ENGINEERING REQUEST.....	0.00	0.00	0.00	0.00
85.523000 ENGINEERING REQUEST.....	0.00	0.00	0.00	0.00
86.523000 ENGINEERING REQUEST.....	0.00	0.00	0.00	0.00
90.523000 ENGINEERING REQUEST.....	0.00	0.00	0.00	0.00
93.523000 ENGINEERING REQUEST.....	0.00	0.00	0.00	0.00
95.550000 Depreciation Expense.....	0.00	0.00	0.00	0.00
27.900000 Construction Payments.....	0.00	0.00	0.00	0.00
86.900000 Construction Payments.....	0.00	0.00	0.00	0.00
90.900000 Construction Payments.....	0.00	0.00	0.00	0.00
93.900000 Construction Payments.....	0.00	0.00	0.00	0.00
95.900000 Construction Payments.....	0.00	0.00	0.00	0.00
00.900100 Debt Payments.....	0.00	0.00	0.00	0.00
27.900100 Debt Payments.....	0.00	0.00	0.00	0.00
95.900100 Debt Payments.....	701,859.28	0.00	54,333.07	0.00
95.999999 TRANSFER IN/FROM FUND.....	26,531.44	0.00	0.00	0.00
Grand Totals	56,966,675.78	56,966,449.09	322,082.29	322,082.29

REPORT IS OUT OF BALANCE
 Report Current Month out of Balance by : 0.00
 Report Year to Date out of Balance by : 226.69

CARROLL COUNTY PUBLIC SERVICE AUTHORITY

Trial Balance

Date : 4/9/2020 3:14:15 PM

User Name : DANA

Fund : 300 SEWER FUND		Year to Date		Current Month	
Fiscal Year : 2019 - 2020		Debit	Credit	Debit	Credit
Period Ending as of March					
00.000100	NATURAL GAS.....	0.00	0.00	0.00	0.00
98.000100	NATURAL GAS.....	0.00	0.00	0.00	0.00
00.100600	OPERATING (NB).....	3,651,027.91	0.00	57,191.78	0.00
98.100600	OPERATING (NB).....	0.00	3,625,225.28	0.00	56,757.39
00.101000	Gladeville/Cranberry FMHA Revenue.....	0.00	7,513.97	0.00	7,513.97
00.101100	CCPSA.....	0.00	1,586,460.16	0.00	15,827.86
95.101100	CCPSA.....	649.00	0.00	0.00	0.00
98.101100	CCPSA.....	824,799.51	0.00	126.75	0.00
00.101200	FANCY GAP WATER CONSTRUCTION.....	0.00	0.00	0.00	0.00
00.101300	FANCY GAP SEWER CONSTRUCTION.....	0.00	0.00	0.00	0.00
84.101300	FANCY GAP SEWER CONSTRUCTION.....	0.00	0.00	0.00	0.00
00.101400	CLIFFVIEW CONST.....	0.00	0.00	0.00	0.00
98.101400	CLIFFVIEW CONST.....	0.00	0.00	0.00	0.00
00.103100	COON RIDGE.....	0.00	0.00	0.00	0.00
98.105900	620 DEBT RESERVE.....	0.00	0.00	0.00	0.00
00.106000	Debt Revenue Account.....	235,136.88	0.00	0.00	0.00
98.106000	Debt Revenue Account.....	39,942.98	0.00	772.83	0.00
00.106100	O & M RESERVE.....	38,687.38	0.00	2,500.00	0.00
98.106100	O & M RESERVE.....	4,103.44	0.00	56.39	0.00
00.106200	SHORT LIVED ASSETS.....	110,338.75	0.00	2,500.00	0.00
98.106200	SHORT LIVED ASSETS.....	5,254.36	0.00	71.08	0.00
00.107300	CONSTRUCTION ACCOUNTS PAYABLE.....	0.00	47,853.27	0.00	0.00
80.107300	CONSTRUCTION ACCOUNTS PAYABLE.....	0.00	11,921.94	0.00	0.00
84.107300	CONSTRUCTION ACCOUNTS PAYABLE.....	0.00	115,377.86	0.00	0.00
90.107300	CONSTRUCTION ACCOUNTS PAYABLE.....	0.00	10,149.73	0.00	0.00
98.107300	CONSTRUCTION ACCOUNTS PAYABLE.....	0.00	10,191.66	0.00	0.00
95.110000	A/R WATER.....	0.00	30.75	0.00	0.00
98.110000	A/R WATER.....	4,035.19	0.00	0.00	0.00
98.110001	A/R SEWER.....	159,508.44	0.00	0.00	6,244.98
95.110002	A/R STATE FEE.....	0.00	0.00	0.00	0.00
98.110002	A/R STATE FEE.....	0.00	0.00	0.00	0.00
98.110003	A/R WATER DEPOSIT.....	250.00	0.00	0.00	0.00
98.110004	A/R SEWER DEPOSIT.....	9,150.00	0.00	425.00	0.00
95.110008	A/R OTHER.....	14,129.62	0.00	41.67	0.00
98.110008	A/R OTHER.....	0.00	45,678.30	0.00	8.96
98.110009	A/R WATER PENALTY.....	92,124.19	0.00	0.00	0.00
98.110010	A/R SEWER PENALTY.....	4,555.65	0.00	0.00	0.00
98.110020	GRANTS R WATER.....	0.00	0.00	0.00	0.00
98.110021	OTHER RECEIVABLE.....	46,114.77	0.00	0.00	0.00
98.110026	ALLOW BAD DEBT WATER.....	0.00	86,916.51	0.00	0.00
98.110028	PREPAID EXPENSES WATER.....	845.00	0.00	0.00	0.00
98.110032	FIXED ASSETS WATER.....	18,968,447.09	0.00	0.00	0.00
98.110036	ACCUMULATED DEPRECIATION WATER.....	0.00	5,242,525.37	0.00	0.00
98.110040	DUE TO CARROLL COUNTY WATER.....	0.00	10,271.87	0.00	0.00
98.110043	DEBT SEWER.....	0.00	8,155,302.49	0.00	0.00
98.110045	INTEREST PAYABLE SEWER.....	0.00	9,862.59	0.00	0.00
98.110048	CONSUMER DEPOSITS WATER.....	0.00	37,982.08	0.00	0.00
98.110051	ACCRUED LEAVE SEWER.....	0.00	16,049.36	0.00	0.00
00.201000	Accounts Payable.....	0.00	80,792.14	0.00	0.00
27.201000	Accounts Payable.....	0.00	0.00	0.00	0.00

CARROLL COUNTY PUBLIC SERVICE AUTHORITY

Trial Balance

Date : 4/9/2020 3:14:15 PM

User Name : DANA

Fund : 300 SEWER FUND		Year to Date		Current Month	
Fiscal Year : 2019 - 2020		Debit	Credit	Debit	Credit
Period Ending as of March					
80.201000	Accounts Payable.....	0.00	0.00	0.00	0.00
84.201000	Accounts Payable.....	0.00	0.00	0.00	0.00
90.201000	Accounts Payable.....	0.00	0.00	0.00	0.00
98.201000	Accounts Payable.....	0.00	0.00	0.00	0.00
98.220004	SEWER LIABILITY.....	0.00	9,050.00	0.00	425.00
98.230002	CONSTRUCTION PAYABLE SEWER.....	0.00	0.00	0.00	0.00
98.231000	Net Pension Liability.....	0.00	122,005.00	0.00	0.00
98.290000	Deferred unflows-VRS.....	17,230.20	0.00	0.00	0.00
98.290001	Deferred Inflows- VRS.....	0.00	17,915.00	0.00	0.00
98.299999	TRANSFER CASH.....	535,960.50	0.00	0.00	0.00
98.300000	Retained Earning.....	0.00	0.00	0.00	0.00
00.310000	Retained Earnings.....	0.00	122,435.11	0.00	0.00
80.310000	Retained Earnings.....	121.87	0.00	0.00	0.00
84.310000	Retained Earnings.....	0.00	55,893.81	0.00	0.00
90.310000	Retained Earnings.....	0.00	0.00	0.00	0.00
95.310000	Retained Earnings.....	0.00	2,826.46	0.00	0.00
98.310000	Retained Earnings.....	0.00	5,428,731.56	0.00	0.00
00.352000	Budgetary Revenues.....	0.00	0.00	0.00	0.00
80.352000	Budgetary Revenues.....	0.00	0.00	0.00	0.00
84.352000	Budgetary Revenues.....	0.00	0.00	0.00	0.00
90.352000	Budgetary Revenues.....	0.00	0.00	0.00	0.00
95.352000	Budgetary Revenues.....	0.00	0.00	0.00	0.00
98.352000	Budgetary Revenues.....	1,259,582.00	0.00	0.00	0.00
00.352500	Budgetary Expenses.....	0.00	0.00	0.00	0.00
27.352500	Budgetary Expenses.....	0.00	0.00	0.00	0.00
80.352500	Budgetary Expenses.....	0.00	0.00	0.00	0.00
84.352500	Budgetary Expenses.....	0.00	0.00	0.00	0.00
90.352500	Budgetary Expenses.....	0.00	0.00	0.00	0.00
98.352500	Budgetary Expenses.....	0.00	1,259,582.00	0.00	0.00
00.353000	Budgetary Fund Balance.....	0.00	0.00	0.00	0.00
27.353000	Budgetary Fund Balance.....	0.00	0.00	0.00	0.00
80.353000	Budgetary Fund Balance.....	0.00	0.00	0.00	0.00
84.353000	Budgetary Fund Balance.....	0.00	0.00	0.00	0.00
90.353000	Budgetary Fund Balance.....	0.00	0.00	0.00	0.00
95.353000	Budgetary Fund Balance.....	0.00	0.00	0.00	0.00
98.353000	Budgetary Fund Balance.....	0.00	0.00	0.00	0.00
90.400200	Service Fee Revenue.....	0.00	0.00	0.00	0.00
95.400200	Service Fee Revenue.....	2.00	0.00	0.00	0.00
98.400200	Service Fee Revenue.....	0.00	704,551.90	0.00	69,506.73
98.400210	Hook Up Fee Revenue.....	0.00	10,922.68	0.00	41.67
98.400220	Deposits.....	0.00	0.00	0.00	0.00
84.400250	Penalty Revenue.....	0.00	0.00	0.00	0.00
95.400250	Penalty Revenue.....	0.00	0.00	0.00	0.00
98.400250	Penalty Revenue.....	486.32	0.00	0.00	0.00
84.400260	Interest Revenue.....	0.00	0.00	0.00	0.00
98.400260	Interest Revenue.....	0.00	9,537.90	0.00	1,055.63
95.400270	Miscellaneous Revenue.....	0.00	0.00	0.00	0.00
98.400270	Miscellaneous Revenue.....	0.00	7,038.44	0.00	0.00
98.400290	BRCDS SEWER EASEMENT TC.....	0.00	0.00	0.00	0.00
98.400300	Carryover.....	0.00	0.00	0.00	0.00

CARROLL COUNTY PUBLIC SERVICE AUTHORITY
Trial Balance

Date : 4/9/2020 3:14:15 PM

User Name : DANA

Fund : 300 SEWER FUND

Fiscal Year : 2019 - 2020

Period Ending as of March		Year to Date		Current Month	
		Debit	Credit	Debit	Credit
98.402600	Water Service Fee.....	0.00	0.00	0.00	0.00
00.405000	Interest Revenue.....	0.00	0.00	0.00	0.00
84.405000	Interest Revenue.....	0.00	0.00	0.00	0.00
98.405000	Interest Revenue.....	0.00	0.00	0.00	0.00
98.410000	Transfer From County.....	0.00	0.00	0.00	0.00
98.412000	AVAILABILITY FEE.....	0.00	0.00	0.00	0.00
98.412500	RECOVERED PROJECT EXPENSE.....	0.00	0.00	0.00	0.00
00.420000	FMHA Loan/Grant Proceeds G/C.....	0.00	0.00	0.00	0.00
80.420000	FMHA Loan/Grant Proceeds G/C.....	0.00	0.00	0.00	0.00
84.420000	FMHA Loan/Grant Proceeds G/C.....	0.00	0.00	0.00	0.00
98.420000	FMHA Loan/Grant Proceeds G/C.....	0.00	0.00	0.00	0.00
98.425000	SER-CAP Loan/Grant.....	0.00	0.00	0.00	0.00
98.440000	Other Collections.....	0.00	0.00	0.00	0.00
80.500020	Advertising Expense.....	0.00	0.00	0.00	0.00
84.500020	Advertising Expense.....	0.00	0.00	0.00	0.00
98.500020	Advertising Expense.....	0.00	0.00	0.00	0.00
98.500030	Capital Improvement.....	0.00	0.00	0.00	0.00
98.500035	Capitol Projects.....	0.00	0.00	0.00	0.00
80.500040	Contingency.....	0.00	0.00	0.00	0.00
84.500040	Contingency.....	0.00	0.00	0.00	0.00
90.500040	Contingency.....	0.00	0.00	0.00	0.00
98.500040	Contingency.....	1,695.25	0.00	0.00	0.00
98.500080	Audit Expense.....	4,500.00	0.00	0.00	0.00
98.500220	Chemical Expense.....	3,422.60	0.00	430.60	0.00
98.500230	Compensation Board Expense.....	150.00	0.00	0.00	0.00
98.500320	Deposits Refund Expense.....	0.00	0.00	0.00	0.00
98.500360	Diesel Expense.....	0.00	0.00	0.00	0.00
98.500370	Due to County.....	0.00	0.00	0.00	0.00
98.500420	Electrical Expense.....	40,256.14	0.00	7,509.07	0.00
98.500450	Equipment Maintenance Expense.....	8,975.11	0.00	2,756.16	0.00
98.500520	FICA Expense.....	341.99	0.00	0.00	0.00
98.500550	Fuel Expense.....	3,708.19	0.00	1,150.15	0.00
98.500620	Health Insurance Expense.....	1,141.14	0.00	0.00	0.00
98.501120	Lab Testing Expense.....	6,000.50	0.00	1,228.00	0.00
98.501130	Legal Expense.....	0.00	0.00	0.00	0.00
98.501150	Liability Insurance Expense.....	0.00	0.00	0.00	0.00
98.501250	Miscellaneous Expense.....	0.00	0.00	0.00	0.00
98.501260	Miss Utility.....	0.00	0.00	0.00	0.00
98.501420	Office Supply Expense.....	1,198.21	0.00	780.35	0.00
98.501440	Operation Supply Expense.....	31,907.81	0.00	2,449.38	0.00
98.501520	Personal Contingency Expense.....	0.00	0.00	0.00	0.00
98.501540	Postage Expense.....	3,620.00	0.00	500.00	0.00
98.501560	Pump & Haul Expense.....	9,000.00	0.00	450.00	0.00
98.501700	Comp. Board.....	0.00	0.00	0.00	0.00
98.501720	Salary Expense.....	5,243.50	0.00	0.00	0.00
98.501820	Tank Maintenance Expense.....	0.00	0.00	0.00	0.00
98.501840	Telephone Expense.....	492.64	0.00	25.02	0.00
98.501850	BRCDA Sewer easement.....	0.00	0.00	0.00	0.00
98.501860	TOH Supplies Expense.....	195,220.64	0.00	0.00	0.00
98.501870	Tools & Equipment Expense.....	2,069.86	0.00	0.00	0.00

CARROLL COUNTY PUBLIC SERVICE AUTHORITY
Trial Balance

Date : 4/9/2020 3:14:15 PM

User Name : DANA

Fund : 300 SEWER FUND

Fiscal Year : 2019 - 2020

Period Ending as of March	Year to Date		Current Month	
	Debit	Credit	Debit	Credit
98.501880 Travel Expense.....	0.00	0.00	0.00	0.00
98.501890 Tuition Expense.....	0.00	0.00	0.00	0.00
98.501920 Unemployment Insurance Expense.....	0.00	0.00	0.00	0.00
98.501940 Uniform Expense.....	0.49	0.00	0.00	0.00
98.502020 VDH Fee Expense.....	0.30	0.00	0.00	0.00
98.502040 Vehicle Maintenance Expense.....	2,920.44	0.00	170.93	0.00
98.502050 Vehicle Expense.....	0.00	0.00	0.00	0.00
98.502060 VRS Expense.....	0.00	0.00	0.00	0.00
98.502120 Water Purchase Expense.....	0.00	0.00	0.00	0.00
98.502125 Sewer Treatment.....	179,296.65	0.00	38,519.89	0.00
98.502150 Worker Compensation Insurance Expense.....	0.00	0.00	0.00	0.00
98.502500 Health Ins.....	0.00	0.00	0.00	0.00
98.502600 Workers Comp. Ins.....	0.00	0.00	0.00	0.00
80.506600 Engineering.....	0.00	0.00	0.00	0.00
84.506600 Engineering.....	0.00	0.00	0.00	0.00
98.506600 Engineering.....	0.00	0.00	0.00	0.00
98.516000 Debt Retirement.....	0.00	0.00	0.00	0.00
98.518600 NRRW Debt Service.....	0.00	0.00	0.00	0.00
27.523000 ENGINEERING REQUEST.....	0.00	0.00	0.00	0.00
80.523000 ENGINEERING REQUEST.....	0.00	0.00	0.00	0.00
84.523000 ENGINEERING REQUEST.....	0.00	0.00	0.00	0.00
98.530000 Transfer to other funds.....	0.00	0.00	0.00	0.00
98.550000 Depreciation Expense.....	0.00	0.00	0.00	0.00
84.900000 Construction Payments.....	0.00	0.00	0.00	0.00
98.900000 Construction Payments.....	0.00	0.00	0.00	0.00
00.900100 Debt Payments.....	0.00	0.00	0.00	0.00
80.900100 Debt Payments.....	0.00	0.00	0.00	0.00
98.900100 Debt Payments.....	353,482.40	0.00	37,727.14	0.00
98.999999 TRANSFER IN/FROM FUND.....	0.00	26,531.72	0.00	0.00
Grand Totals	26,877,126.91	26,877,126.91	157,382.19	157,382.19

CARROLL COUNTY PUBLIC SERVICE AUTHORITY

Yearly Budget Summary by Department

200 WATER

For Month Ending: Tuesday, March 31, 2020

Date : 4/9/2020 3:12:52 PM

User Name : DANA

	Total Budget	YTD Total	% of Budget	Remaining Budget	Current Month This Year
95 CCPSA WATER					
004093 - WYTHE CO REIMBURSE	0	0	0	0	0
004094 - WYTHECO WATER PURCH	0	0	0	0	0
REVENUES					
400000 - Grant Revenue	72,321	1,231	2	71,089	0
400200 - Service Fee Revenue	1,974,200	1,605,112	81	369,088	160,709
400210 - Hook Up Fee Revenue	35,000	63,795	182	(28,795)	15,450
400220 - Deposits	0	0	0	0	0
400230 - Fire Service Revenue	22,200	17,322	78	4,878	1,905
400240 - State Fee Revenue	12,000	11,200	93	800	(3)
400250 - Penalty Revenue	10,000	(3,789)	(38)	13,789	(18)
400260 - Interest Revenue	10,000	11,444	114	(1,444)	1,252
400270 - Miscellaneous Revenue	10,000	72,555	726	(62,555)	4,705
400280 - Wythe Co. Reim. Debt LRW	16,000	0	0	16,000	0
400300 - Carryover	80,000	0	0	80,000	0
402600 - Water Service Fee	0	113	0	(113)	0
405000 - Interest Revenue	0	0	0	0	0
410000 - Transfer From County	289,353	0	0	289,353	0
411000 - VA Water Project	0	0	0	0	0
412000 - AVAILABILITY FEE	549,972	0	0	549,972	0
412500 - RECOVERED PROJECT EXPE	0	0	0	0	0
420000 - FMHA Loan/Grant Proceeds	0	0	0	0	0
440000 - Other Collections	2,000	25,325	1,266	(23,325)	0
450000 - County Contributions	0	0	0	0	0
TOTAL REVENUES	3,083,046	1,804,309	59	1,278,737	184,000
500020 - Advertising Expense	1,000	0	0	1,000	0
500030 - Capital Improvement	0	0	0	0	0
500035 - Capitol Projects	0	0	0	0	0
500040 - Contingency	10,000	0	0	10,000	0
500080 - Aduit Expense	17,000	15,000	88	2,000	0
500220 - Chemical Expense	12,000	8,970	75	3,030	2,150
500230 - Compensation Board Expen	7,500	625	8	6,875	0
500320 - Deposits Refund Expense	3,000	2,191	73	809	336
500360 - Diesel Expense	0	0	0	0	0
500370 - Due to County	0	0	0	0	0
500420 - Electrical Expense	130,500	83,709	64	46,791	13,537
500450 - Equipment Maintenance Exp	91,532	91,291	100	241	29,901
500520 - FICA Expense	38,601	2,767	7	35,834	0
500550 - Fuel Expense	25,000	13,406	54	11,594	2,502
500620 - Health Insurance Expense	119,589	9,233	8	110,356	0
500625 - Insurance Deductible	5,000	0	0	5,000	0
EXPENDITURES					
501120 - Lab Testing Expense	16,000	10,424	65	5,576	1,873
501130 - Legal Expense	2,000	2,849	142	(849)	0
501150 - Liability Insurance Expense	28,000	0	0	28,000	0
501250 - Miscellaneous Expense	0	0	0	0	0
501260 - Miss Utility	1,200	586	49	614	58
501420 - Office Supply Expense	9,000	7,329	81	1,671	4,175
501440 - Operation Supply Expense	134,823	104,886	78	29,937	10,559

CARROLL COUNTY PUBLIC SERVICE AUTHORITY

Yearly Budget Summary by Department 200 WATER

For Month Ending: Tuesday, March 31, 2020

Date : 4/9/2020 3:12:52 PM

User Name : DANA

	Total Budget	YTD Total	% of Budget	Remaining Budget	Current Month This Year
95 CCPSA WATER					
501520 - Personal Contingency Exper	10,500	0	0	10,500	0
501540 - Postage Expense	20,000	19,618	98	382	6,610
501720 - Salary Expense	531,775	39,618	7	492,157	0
501820 - Tank Maintenance Expense	80,000	47,581	59	32,419	0
501840 - Telephone Expense	20,000	9,713	49	10,287	1,130
501860 - TOH Supplies Expense	1,000	0	0	1,000	0
501870 - Tools & Equipment Expense	30,000	27,545	92	2,455	2,058
501880 - Travel Expense	1,950	0	0	1,950	0
501890 - Tuition Expense	2,000	788	39	1,213	158
501920 - Unemployment Insurance E:	700	0	0	700	0
501940 - Uniform Expense	8,500	4,551	54	3,949	482
502020 - VDH Fee Expense	11,500	11,500	100	0	0
502040 - Vehicle Maintenance Expen:	10,000	8,384	84	1,616	1,830
502050 - Vehicle Expense	26,000	0	0	26,000	0
502060 - VRS Expense	61,277	5,478	9	55,799	0
502120 - Water Purchase Expense	330,000	236,598	72	93,402	46,654
502125 - Sewer Treatment	0	0	0	0	0
502150 - WorkerCompensation Insura	11,000	0	0	11,000	0
502600 - Workers Comp. Ins.	0	0	0	0	0
506600 - Engineering	0	0	0	0	0
514500 - Oper. Supplies	0	0	0	0	0
516000 - Debt Retirement	0	0	0	0	0
516100 - INTEREST ONLY PAYMEN	0	0	0	0	0
518600 - NRRW Debt Service	0	0	0	0	0
522500 - CONTRACTOR PAY REQU	72,321	0	0	72,321	0
550000 - Depreciation Expense	0	0	0	0	0
900000 - Construction Payments	0	0	0	0	0
900100 - Debt Payments	1,202,778	701,859	58	500,919	54,333
TOTAL EXPENDITURES	2,622,324	1,239,306	47	1,383,018	129,919

CCPSA WATER Summary

	Total Budget	YTD Total	% of Budget	Remaining Budget	Current Month This Year
Total Revenues	3,083,046	1,804,309	59	1,278,737	184,000
Total Expenditures	3,083,046	1,466,499	48	1,616,547	178,345
Total Other	0	0	0	0	0
Totals	0	337,810	0	(337,810)	5,655

CARROLL COUNTY PUBLIC SERVICE AUTHORITY

Yearly Budget Summary by Department

300 SEWER FUND

For Month Ending: Tuesday, March 31, 2020

Date : 4/9/2020 3:12:52 PM

User Name : DANA

	Total Budget	YTD Total	% of Budget	Remaining Budget	Current Month This Year
98 CCPSA SEWER					
REVENUES					
400200 - Service Fee Revenue	930,000	704,552	76	225,448	69,507
400210 - Hook Up Fee Revenue	7,000	10,923	156	(3,923)	42
400220 - Deposits	0	0	0	0	0
400250 - Penalty Revenue	6,000	(486)	(8)	6,486	0
400260 - Interest Revenue	11,000	9,538	87	1,462	1,056
400270 - Miscellaneous Revenue	2,000	7,038	352	(5,038)	0
400290 - BRCDs SEWER EASEMEN	0	0	0	0	0
400300 - Carryover	98,850	0	0	98,850	0
402600 - Water Service Fee	0	0	0	0	0
405000 - Interest Revenue	0	0	0	0	0
410000 - Transfer From County	0	0	0	0	0
412000 - AVAILABILITY FEE	204,732	0	0	204,732	0
412500 - RECOVERED PROJECT EXPE	0	0	0	0	0
420000 - FMHA Loan/Grant Proceeds	0	0	0	0	0
425000 - SER-CAP Loan/Grant	0	0	0	0	0
440000 - Other Collections	0	0	0	0	0
TOTAL REVENUES	1,259,582	731,565	58	528,017	70,604
EXPENDITURES					
500020 - Advertising Expense	0	0	0	0	0
500030 - Capital Improvement	0	0	0	0	0
500035 - Capitol Projects	0	0	0	0	0
500040 - Contingency	2,000	1,695	85	305	0
500080 - Audit Expense	4,500	4,500	100	0	0
500220 - Chemical Expense	5,000	3,423	68	1,577	431
500230 - Compensation Board Expen	1,800	150	8	1,650	0
500320 - Deposits Refund Expense	500	0	0	500	0
500360 - Diesel Expense	0	0	0	0	0
500370 - Due to County	0	0	0	0	0
500420 - Electrical Expense	50,000	40,256	81	9,744	7,509
500450 - Equipment Maintenance Exp	20,000	8,975	45	11,025	2,756
500520 - FICA Expense	7,100	342	5	6,758	0
500550 - Fuel Expense	6,000	3,708	62	2,292	1,150
500620 - Health Insurance Expense	17,000	1,141	7	15,859	0
501120 - Lab Testing Expense	6,000	6,001	100	(1)	1,228
501130 - Legal Expense	0	0	0	0	0
501150 - Liability Insurance Expense	0	0	0	0	0
501250 - Miscellaneous Expense	0	0	0	0	0
501260 - Miss Utility	200	0	0	200	0
501420 - Office Supply Expense	1,900	1,198	63	702	780
501440 - Operation Supply Expense	39,000	31,908	82	7,092	2,449
501520 - Personal Contingency Expe	0	0	0	0	0
501540 - Postage Expense	4,000	3,620	91	380	500
501560 - Pump & Haul Expense	13,000	9,000	69	4,000	450
501700 - Comp. Board	0	0	0	0	0
501720 - Salary Expense	63,230	5,244	8	57,987	0
501820 - Tank Maintenance Expense	0	0	0	0	0
501840 - Telephone Expense	5,000	493	10	4,507	25

CARROLL COUNTY PUBLIC SERVICE AUTHORITY

Yearly Budget Summary by Department

300 SEWER FUND

For Month Ending: Tuesday, March 31, 2020

Date : 4/9/2020 3:12:52 PM

User Name : DANA

	Total Budget	YTD Total	% of Budget	Remaining Budget	Current Month This Year
98 CCPSA SEWER					
501850 - BRCDA Sewer easement	0	0	0	0	0
501860 - TOH Supplies Expense	260,000	195,221	75	64,779	0
501870 - Tools & Equipment Expense	5,000	2,070	41	2,930	0
501880 - Travel Expense	0	0	0	0	0
501890 - Tuition Expense	0	0	0	0	0
501920 - Unemployment Insurance E:	0	0	0	0	0
501940 - Uniform Expense	0	0	0	-0	0
502020 - VDH Fee Expense	0	0	0	-0	0
502040 - Vehicle Maintenance Expen:	3,000	2,920	97	80	171
502050 - Vehicle Expense	0	0	0	0	0
502060 - VRS Expense	11,000	0	0	11,000	0
502120 - Water Purchase Expense	0	0	0	0	0
502125 - Sewer Treatment	252,352	179,297	71	73,055	38,520
502150 - WorkerCompensation Insur:	2,000	0	0	2,000	0
502500 - Health Ins.	0	0	0	0	0
502600 - Workers Comp. Ins.	0	0	0	0	0
506600 - Engineering	0	0	0	0	0
516000 - Debt Retirement	0	0	0	0	0
518600 - NRRW Debt Service	0	0	0	0	0
530000 - Transfer to other funds	0	0	0	0	0
550000 - Depreciation Expense	0	0	0	0	0
900000 - Construction Payments	0	0	0	0	0
900100 - Debt Payments	480,000	353,482	74	126,518	37,727
TOTAL EXPENDITURES	1,145,682	790,453	69	355,229	81,851
CCPSA SEWER Summary					
	Total Budget	YTD Total	% of Budget	Remaining Budget	Current Month This Year
Total Revenues	1,259,582	731,565	58	528,017	70,604
Total Expenditures	1,259,582	854,644	68	404,938	93,697
Total Other	0	0	0	0	0
Totals	0	(123,079)	0	123,079	(23,093)

AGENDA
New River Regional Water Authority
Thursday, March 19, 2020
10:00 a.m.
Council Chambers
Town of Wytheville Municipal Building
150 East Monroe Street
Wytheville, Virginia 24382

- A. CALL TO ORDER; ESTABLISHMENT OF QUORUM**
- B. PLEDGE OF ALLEGIANCE**
- C. CONSENT AGENDA**
- D. CITIZENS' TIME**
- E. VENDOR TIME**
- F. APPROVAL OF INVOICES**
 - 1. AEP \$17,571.14
 - 2. Town of Wytheville (February) \$145,722.61
 - 3. Wythe County (January) \$24,743.39
 - 4. Enel -X (Credit) \$1,320.40
- G. CHIEF OPERATOR'S REPORT**
 - 1. PAX XL-8
 - 2. GOV Deals/eVA
 - 3. Retirement Impact
 - 4. Part-time Advertisement
 - 5. Sprinkler/Backflow Inspection
 - 6. Raw Pump
- H. BOARD TIME**
- I. ADJOURNMENT**

Chief Operators Notes

1. We have tested PAX XL-8 coagulant and found it to work well. I ordered a tanker load on 3/10/20 to start using for a solid test run and to most likely completely switch to for the rest of the year. I still plan to test other coagulants, but it'll be much easier now that the big tank is full. We should save around \$8,700 annually by this change.
2. We are signed up with Gov Deals to start posting surplus equipment on their online auction website. Currently:
 - a. We are also signed up with the state of Virginia's electronic procurement system. This will allow for us to get government bid pricing on select items and services.
3. Mr. Post's retirement will impact us greatly. It is necessary to hire someone quickly.
 - a. By the budget staff calculator, after April 30, 2020, we will be staffed to operate a maximum of 11.3 hours/day if I assume Rick's vacancy, and 8.9 hours/day if not. Both numbers are under the February average of 13.31 hours/day, and of which 10 days were 14-16+ hours. The operator numbers include our part time operator as 0.7 of an employee but do not take in to account the availability to pair a classed operator with a trainee.
 - b. Using last year average of 12.4 hours/day operation and the figures above it would require between 923 - 2,938 man hours (2 ops. per shift/15% leave time) of overtime to maintain average. This would be increased as this year's average is higher so far.
 - c. Our current ad for a class 1-2 operator has been out over 4 months (11/7/19).
 - d. This year, we have turned in a total of approximately 43 hours over 40/week. I recommend us to be staffed for 16 hour days to help cover maximum days and the recent budget draft reflects this with the additional trainee position.
 - e. A major issue we're facing is getting a classed applicant to apply and the time it takes for someone to become a class 2 or higher operator. We have some excellent trainee candidates, but we're at not in a position to hire them until we have enough classed operators.
4. I request permission to post a part time job ad to offer local classed operators the opportunity to help us in our situation. There is interest from people I've spoken with, but I feel we need to be in the \$20-25/hour range to have good pool of class 2-1 operators to work with.
5. VSC was onsite 3/10/20 to do our quarterly sprinkler, fire extinguisher, and annual backflow device inspections. The water bell is the only item found that wasn't working correctly.
6. Raw Pump #1 was pulled on 3/13/20 by F&R Electric to be rebuilt.

**MINUTES OF THE REGULAR MEETING OF THE
NEW RIVER REGIONAL WATER AUTHORITY
HELD IN THE COUNCIL CHAMBERS OF THE
TOWN OF WYTHEVILLE MUNICIPAL BUILDING
ON THURSDAY, FEBRUARY 20, 2020, AT 10:00 A.M.**

Members present: C. Wayne Sutherland, Jr. (Wytheville), Stephen Bear (Wythe County), Gene Horney (Wythe County), Cellell Dalton (Carroll County), Stacy Terry (Wythe County), Dana Phillips (Carroll County),

Members absent: Joseph E. Hand, Jr. (Wytheville),

Others present: Zachary Slate, Robby Krunich, Trevor Hackler, Andrew Austin, Elvan Peed, Don Crisp

RE: CALL TO ORDER, QUORUM

Chairman Sutherland established that a quorum of Authority members was present and called the meeting to order at 10:03 a.m.

RE: PLEDGE OF ALLEGIANCE

Chairman Sutherland led those present in the Pledge of Allegiance.

RE: CONSENT AGENDA

Chairman Sutherland presented the Consent Agenda consisting of the minutes of the regular meeting of January 16, 2020 to the Authority members for approval. Chairman Sutherland inquired if there was any discussion on the minutes as presented. There being none, Mr. Dalton made a motion, which was seconded by Mr. Horney to approve the Consent Agenda consisting of the minutes of the special meeting of January 16, 2020 as presented. The motion passed unanimously with all members present voting to approve the Consent Agenda, as presented.

RE: CITIZENS' TIME

Chairman Sutherland inquired if there were any citizens present with topics of discussion during the meeting. There being none, Chairman Sutherland proceeded with the agenda.

RE: VENDOR TIME

Chairman Sutherland inquired if there were any vendors present who wished to address the Authority. There being none, Chairman Sutherland proceeded with the agenda.

RE: APPROVAL OF INVOICES

Chairman Sutherland advised that the next item on the agenda was the Approval of the Invoices, as follows:

- | | |
|---------------------------------|-------------|
| 1. AEP | \$13,737.70 |
| 2. Town of Wytheville (January) | \$26,869.13 |
| 3. Wythe County (December) | \$26,595.02 |

Chairman Sutherland inquired if there was any discussion on the invoices presented. There being none, Chairman Sutherland inquired if there was a motion to approve payment of the invoices. A motion was made by Mr. Dalton and seconded by Mr. Bear to approve payment of the invoices, as presented. The motion passed unanimously with all members present voting to approve payment of the invoices, as presented.

RE: CHIEF OPERATOR'S REPORT

Chairman Sutherland advised that the next agenda item is the Chief Operator's Report. He then turned the meeting over to Mr. Slate.

Mr. Slate reported on the following:

1. We have had communication failures with the Raw Pump station intermittently on 1/20/2020 the Raw pumps had to be started at the river and we regained communication later that day. The next day was the same, but it never came back. After talking to Roger, with American Mine Research, and Citizens Internet we were able to resolve it. It was an internet service provider issue. We had a similar issue occur multiple times. Citizens Internet was able to correct each time. Citizens found a hole in part of their line and a unit that was bad.
2. We cleaned out the sediment in our coagulant tank. We have been running out of a temporary tote. To test coagulant PAX XL-8 in the plant.
3. Our flow meters readings were verified on 1/23/2020 by Instrumentation Services Inc. We have shipped back an inline turbidity meter that is covered under warranty to be repaired. Installed raw water turbidity meter 2/14/20
4. Mr. Eric Herold was onsite for an inspection on 2/4/20. Overall the inspection was positive. Most everything was corrected from his previous list. Currently our loss of head gauges need to be calibrated. We will have to replace a small pressure gauge or 2 and have the readings synced with the SCADA system. Conversations later in the week with Eric resulted in testing changes that will save us money in lab chemicals as well as easier testing.
5. Water demand has increased. It seems to be an on and off pattern varying by the week. We have produced 1.24 MG (Million Gallons) more this January and on track to produce 5.9 MG this month compared to last February. Refer to capacity sheet.
6. Brenntag is now manufacturing sodium hypochlorite or closer to our facility. We're going to save \$105/load for a total savings of around \$525/year. There is a chance it will go even cheaper.

7. 2 operators are scheduled to attend the Wytheville Community College class in March to get the continuing education credits needed to keep their waterworks operator license.
8. There was a high water event that started on 2/6/20. The town plant was shut down later that night so we worked late. On 2/7/20 the Town's intake clogged up causing them to shut their plant down again. Later they used pumps to bypass the clog so they could operate. Discussion was made about Town of Wytheville employees working at NRRWA a 3rd shift to help out us both out. There were concerns as to how pay and how insurance would work. It was decided to not use this option unless necessary. I believe if the Town does become our fiscal agent it will be a more feasible option for future emergencies. We were able to operate some extended hours as permitted to help in this event.

Discussion was made about a mutual aid agreement.

9. HVAC was repaired on 2/12/20. I contacted a company to inspect it and they found a wire loose and proceeded to corrected it.
10. Austinville Pump Station was left on night of Feb. 8th, 2020. Bill was from average usage minus the 8th and 9th.
11. One pH controller messed up and is obsolete. We have four (4) of these units. Could we use money from "Outside Professional Services" and/or what is left in "dechlor" which we think we have solved?
12. Rick Post, almost 10 year employee, handed in his retirement resignation [letter] this morning effective April 30, 2020. We need be aggressive in finding a replacement.

Chairman Sutherland inquired if there were any question or comments for Mr. Slate. There being none, he proceeded with the agenda.

RE: BOARD TIME

Chairman Sutherland discussed the capacity allocation and the NRRWA board arrangement with newly appointed board member Mr. Terry and turned to meeting over to Mr. Peed.

Mr. Peed reported an update on the DEQ (Department of Environmental Quality) withdrawal permit.

Chairman Sutherland inquired if there was a motion to accept the audit. A motion was made by Mr. Bear and seconded by Mr. Dalton to accept the audit.. The motion passed unanimously with all members present voting to approve payment of the invoices, as presented.

Chairman Sutherland proceeded with the next item of budget development. Discussion was made to meet with the budget committee to discuss the first draft budget.

Mr. Bear reported about possibly adding an emergency water connection to Rural Retreat. There was discussion about implementing this connection.

RE: ADJOURNMENT

Chairman Sutherland inquired if there was any other business to come before the Authority. There being none, he carried to adjourn the meeting at 10:26 a.m.

C. Wayne Sutherland, Jr., Chairman

Stephen Bear, Secretary/Treasurer

Town of Wytheville

P.O. Box 533, 150 E. Monroe St.
Wytheville, VA 24382
276-223-3333 fax 276-223-3315

Invoice No. 1048

INVOICE

Customer

Name **NEW RIVER REGIONAL WATER AUTHORITY**
Address _____
City _____ State _____ ZIP _____
Phone _____

Date **2/28/2020**

Qty	Description	Unit Price	TOTAL
1	MONTHLY INVOICE FEBRUARY 2020 EXPENSES FOR FEBRUARY 2020	\$145,722.61	\$145,722.61
NRRWA			

SubTotal	\$145,722.61
	\$0.00
TOTAL	\$145,722.61

Payment Details

Check
Check # _____

Make Checks Payable to: **Town Of Wytheville**

Amount Due 30 Days from Invoice Date

---DETAIL---

---DETAIL---

FUND 9-005 - WIRMA EXPENSES -

MAJOR ACCT#	DESCRIPTION	BUDGET AMOUNT	APPR. AMOUNT	CURRENT AMOUNT	Y-T-D AMOUNT	ENCUMBRANCE AMOUNT	UNENCUMBERED BALANCE	% REBUDN
999	WIRMA EXPENSES -							
46000	NEW RIVER REGIONAL WATER AUTHORITY							
3110	PROFESSIONAL HEALTH SERVICES	100.00	100.00	.00	100.00	.00	00.00-	00.00-
3130	R. S. PROFESSIONAL SERVICES	16,535.00	16,535.00	.00	51.70	.00	16,483.22	99.67
3140	ENGINEERING SERVICES	10,000.00	10,000.00	.00	1,000.00	.00	9,000.00	90.00
3140	REPAIR MAINTENANCE U S VENDOR	55,000.00	55,000.00	4,574.40	11,954.39	.00	43,045.62	78.26
3141	U S INSTRUMENTATION SERVICES	12,000.00	12,000.00	1,000.00	9,000.00	.00	3,000.00	75.00
3142	U S LABORATORY TESTING	5,000.00	5,000.00	79.00	1,232.23	.00	3,767.77	75.35
3143	U/S VENDOR - REMING	6,300.00	6,300.00	.00	2,050.00	.00	4,250.00	67.46
3180	SLUDGE REMOVAL	21,000.00	21,000.00	.00	15,302.17	.00	5,697.83	72.94
3400	ADVERTISING	450.00	450.00	.00	.00	.00	450.00	100.00
3041	PORT OF OTHER EMITIES - NYTHE CO	304,901.00	304,901.00	51,300.00	170,915.63	.00	133,985.37	43.95
5111	ELECTRICAL SERVICES	147,000.00	147,000.00	11,302.00	100,000.00	.00	46,698.00	68.70
5211	TELECOMMUNICATIONS	9,000.00	9,000.00	712.64	5,270.65	.00	3,729.35	58.66
5302	FIRE/LIABILITY/PROPERTY INSURANCE	10,000.00	10,000.00	.00	17,331.00	.00	00.00	00.00
5510	TRAVEL REIMB	400.00	400.00	.00	350.45	.00	49.55	12.36
5530	TRAVEL REIMB	300.00	300.00	.00	75.37	.00	224.63	74.79
5540	TUNNEL CONVENTIONS & EDUCATION	1,000.00	1,000.00	.00	622.00	.00	378.00	62.20
5810	PERMITS, LICENSES & MEMBERSHIPS	1,500.00	1,500.00	.00	924.40	.00	575.60	61.93
4001	OFFICE SUPPLIES	700.00	700.00	.00	405.39	.00	294.61	57.94
4004	LABORATORY SUPPLIES	6,000.00	6,000.00	470.00	3,341.05	.00	2,658.95	55.82
4005	LABORATORY SUPPLIES	500.00	500.00	.00	110.97	.00	389.03	77.81
4006	PROCESS CHEMICALS	150,990.00	150,990.00	16,764.02	70,257.15	.00	80,732.85	46.92
4007	MATERIAL AND SUPPLIES	4,000.00	4,000.00	372.07	2,510.41	.00	1,489.59	62.99
4008	VEHICLE AND FINDER EQUIPMENT SUPPLIE	7,000.00	7,000.00	77.02	5,772.04	.00	1,227.96	82.46
4009	MAINTENANCE EQUIPMENT	500.00	500.00	.00	937.91	.00	00.00	00.00
4012	BOOKS AND SUBSCRIPTIONS	300.00	300.00	.00	.00	.00	300.00	100.00
4014	OTHER OPERATING SUPPLIES	800.00	800.00	.00	1,021.33	.00	00.00	00.00
4015	RISER PLANT IMPROVEMENTS	2,000.00	2,000.00	.00	415.00	.00	1,585.00	79.25
4019	TOOLS AND SUPPLIES	400.00	400.00	.00	99.00	.00	301.00	75.25
4023	REPAIR/MAINTENANCE INSTRUMENTATION	2,000.00	2,000.00	.00	309.00	.00	1,691.00	84.55
4027	SAFETY EQUIPMENT	1,700.00	1,700.00	175.63	1,669.67	.00	30.33	1.78
0000	CONTINGENCY	44,459.00	44,459.00	.00	.00	.00	44,459.00	100.00
0010	CONSTRUCTION COST	44,500.00	44,500.00	.00	3,201.00	.00	41,299.00	92.80
9100	SHARED COST SERVICE	255,700.00	255,700.00	57,955.13	235,210.99	.00	20,489.01	8.00
9215	LOAN - U S BANK ZOOBA	149,393.00	149,393.00	.00	113,000.00	.00	36,393.00	24.30
9120	LOAN - U S BANK ZOLSA	700,701.00	700,701.00	.00	50,133.25	.00	650,567.75	25.69
	NEW RIVER REGIONAL WATER AUTHORITY	2,003,749.00	2,003,749.00	145,722.41	1,411,019.30	.00	671,929.62	32.24
	NEW RIVER REGIONAL WATER AUTHORITY	2,003,749.00	2,003,749.00	145,722.41	1,411,019.30	.00	671,929.62	32.24
	---FUND TOTAL---	2,003,749.00	2,003,749.00	145,722.41	1,411,019.30	.00	671,929.62	32.24



Finance Director's Office
340 South Sixth Street – Administration Building
Wytheville, VA 24382-2598
Telephone (276) 223-4526
FAX (276) 223-4515

Bruce Grant M.B.A.
Finance Director

February 13, 2020

INVOICE

New River Regional Water Authority
Attn: Mr. Zachary R. Slate
Post Office Box 533
Wytheville, VA 24382

Please accept this letter as an invoice for the New River Regional Water Authority payroll cost for the month of January 2020.

Monthly Operations of Payroll for NRRWA	\$24,743.39
Adjustments:	
Net Billable Expenses	\$24,743.39

Total Due	\$24,743.39
------------------	--------------------

If you have any questions, please feel free to call.

Sincerely,


Bruce Grant
Finance Director

CC: Mr. Michael Stephens



	ORIGINAL APPROP	REVISED BUDGET	YTD EXPENDED	MTD EXPENDED	ENCUMBRANCES	AVAILABLE BUDGET	PCT USED
44013 New River Regional Water Autho							
44013 411100 SALARIES	219,387	219,387	138,532.07	18,689.46	.00	80,854.93	63.1%
44013 412100 PART-TIME PAY PERSONN	16,952	16,952	.00	.00	.00	16,952.00	.0%
44013 413300 OVERTIME PAY	5,336	5,336	58.11	.00	.00	5,277.89	1.1%
44013 421100 HEALTH INSURANCE - AN	45,663	45,663	23,182.00	3,148.00	.00	22,481.00	50.8%
44013 421120 VRS - GROUP LIFE EMPL	1,141	1,141	626.48	85.56	.00	514.52	54.9%
44013 421130 HYBRID DISABILITY (42	539	539	201.11	28.22	.00	337.89	37.3%
44013 422100 FICA	18,488	18,488	10,142.34	1,390.70	.00	8,345.66	54.9%
44013 423100 VRS - RETIREMENT	18,197	18,197	9,963.50	1,362.26	.00	8,201.50	54.8%
44013 423150 VRS - RETIREE HEALTH	197	197	107.19	14.78	.00	89.81	54.4%
44013 425100 DNEEMPLOYMENT INSURANC	532	532	37.54	24.41	.00	494.46	7.1%
44013 426100 WORKERS COMPENSATION	9,765	9,765	4,058.28	.00	.00	5,706.72	41.6%
TOTAL New River Regional Water Au	336,165	336,165	186,908.62	24,743.39	.00	149,256.38	55.6%
TOTAL General Fund	336,165	336,165	186,908.62	24,743.39	.00	149,256.38	55.6%
TOTAL EXPENSES	336,165	336,165	186,908.62	24,743.39	.00	149,256.38	

Calculated Maximum Operation/Day & OT By Staffing

2020	Dsys	Hours	Average	Days over 12hrs	Time In Over 40hrs
January	31	377.75	12.19	8	10.5
February	29	382	13.17	15	18.75
March	10	131.75	13.18	7	13.75
Totals	70	891.5	12.74	30	43

